



UNIVERSITAT
ROVIRA I VIRGILI

WORKING PAPERS

Col·lecció “DOCUMENTS DE TREBALL DEL
DEPARTAMENT D’ECONOMIA”

“Public and private learning from prices, strategic
substitutability and complementarity, and equilibrium
multiplicity”

Carolina Manzano
Xavier Vives

Document de treball n° -9- 2010

DEPARTAMENT D’ECONOMIA
Facultat de Ciències Econòmiques i Empresarials



UNIVERSITAT
ROVIRA I VIRGILI

Edita:

Departament d'Economia

http://www.fcee.urv.es/departaments/economia/public_html/index.html

Universitat Rovira i Virgili

Facultat de Ciències Econòmiques i Empresariales

Avgda. de la Universitat, 1

432004 Reus

Tel. +34 977 759 811

Fax +34 977 300 661

Dirigir comentaris al Departament d'Economia.

Dipòsit Legal: T - 1838 - 2010

ISSN 1988 - 0812

DEPARTAMENT D'ECONOMIA
Facultat de Ciències Econòmiques i Empresariales

Public and private learning from prices, strategic substitutability and complementarity, and equilibrium multiplicity

Carolina Manzano*
U. Rovira i Virgili

Xavier Vives†
IESE Business School

October 2010

Abstract

We study a general static noisy rational expectations model where investors have private information about asset payoffs, with common and private components, and about their own exposure to an aggregate risk factor, and derive conditions for existence and uniqueness (or multiplicity) of equilibria. We find that a main driver of the characterization of equilibria is whether the actions of investors are strategic substitutes or complements. This latter property in turn is driven by the strength of a private learning channel from prices, arising from the multidimensional sources of asymmetric information, in relation to the usual public learning channel. When the private learning channel is strong (weak) in relation to the public we have strong (weak) strategic complementarity in actions and potentially multiple (unique) equilibria. The results enable a precise characterization of whether information acquisition decisions are strategic substitutes or complements. We find that the strategic substitutability in information acquisition result obtained in Grossman and Stiglitz (1980) is robust.

JEL Classification: D82, D83, G14

Keywords: Rational expectations equilibrium, asymmetric information, risk exposure, hedging, supply information, information acquisition.

*Manzano is grateful for financial support from the Spanish Ministerio de Educación y Ciencia, through the project SEJ2007-67580-C02-01/ECON.

†The research in this paper is part of the project Information and Competition, European Advanced Grant (no. 230254) of the European Research Council. Vives is also grateful to project Consolider-Ingenio CSD2006-00016, project ECO2008-05155 of the Spanish Ministry of Education and Science, and the Barcelona GSE Research Network for financial support, and the MIT Economics Department for its hospitality.

1 Introduction

This paper considers a general noisy rational expectations model of the CARA-Gaussian class where traders receive both a signal about the asset payoff and a shock to their endowment, both private information. We characterize the linear partially revealing equilibria of the model and show how public and private learning from prices drives the strategic character of the actions of investors (substitutes or complements). The model unifies and generalizes the models received in the literature.

The presence of multiple equilibria has proved important to explain crises and crashes (e.g., Gennote and Leland (1990)), as well as showing the possibility of strategic complementarity in information acquisition. However, in traditional rational expectations models with asymmetric information (Grossman and Stiglitz (1980), Hellwig (1980), Diamond and Verrecchia (1981), Admati (1985), Vives (1995), see ch. 4 in Vives (2008) for an overview) there exists a unique linear partially revealing rational expectations equilibrium. An exogenously more informative price makes rational investors put less weight on their private signal and generates a response which makes the equilibrium price less informative.¹ There is aggregate strategic substitutability in the actions of informed investors and this implies that the equilibrium is unique. Moreover, stock prices are always more informative when more investors with private information (about the liquidation value) trade. This implies that private information is less valuable, and hence, traders have less incentives to get informed as the fraction of informed traders increases. In short, there is strategic substitutability in information acquisition. In this paper we explore the drivers of aggregate strategic substitutability or complementarity, and therefore the conditions for uniqueness or multiplicity, as well as the links with the incentives to acquire information.

Our model incorporates two essential features of modern trading in a financial market. First, traders receive typically multidimensional private signals about asset payoffs and aggregate risk factors. For example, the individual exposure of an investor to an aggregate risk factor is his private information. The aggregate risk factor may be a stock or derivatives index, a housing price index, or a wage index. A risk averse investor will have an incentive to hedge his exposure to such aggregate risks. The risk factor may be also an aggregate liquidity shock. Second, the aggregate private information of traders about the asset payoff typically does not reveal its liquidation value and there is residual uncertainty. Furthermore, the model we propose avoids the need for noise traders, and relies only on rational traders. Despite this, our framework can be seen also to be similar to an economy with private information on noisy supply.

We build a model of the CARA-Gaussian family with these features which has as particular cases the main extant models in the literature. In our economy a trader receives an endowment shock, which is his private information about the aggregate endowment shock. An informed trader receives also a private sig-

¹Vives (1993) explores the dynamic implications of this fact.

nal about the asset payoff with error term which is potentially correlated with the error terms of the signals of other traders. This correlation may arise if private signals are based on a common information source.² With correlated signals the collective information of informed investors does not reveal the asset value, that is, there is residual uncertainty. Furthermore, the signal correlation allows us to parameterize the degree of asymmetric information among informed traders. This generalizes the models in the literature: Grossman and Stiglitz (1980) assume that informed investors observe the same signal about the liquidation value (perfectly correlated private signals errors); in contrast, Diamond and Verrecchia (1981), or Hellwig (1980) assume that private signal errors are uncorrelated. As we will see the assumption of uncorrelation among private signal errors conditions some results.³

Our results are as follows. We obtain that when private signal noises among informed traders are correlated the existence of a linear partially revealing rational expectations equilibrium is guaranteed, with the possibility of multiple equilibria (in such a case typically three). Strong strategic complementarity in actions of investors is the driver of potential multiplicity of equilibria. In our model because of the presence of multiple sources of private information there is both a private and a public learning channel from prices (as in Medrano and Vives (2004) and Amador and Weill (2010)). The private learning channel arises because an investor uses his own exposure to the aggregate risk factor to improve his estimate of the asset payoff when looking at the price. Then an increase in the informativeness of the price about the asset payoff generates two effects. First, a trader finds optimal to rely more on the information provided by the private channel. This tends to make investors' actions strategic complements, that is, when other investors' demands rely more on their private information, a trader has more incentives to rely more on his private information. Second, a trader finds optimal to rely more on the improved public information and less on the private information. This classical channel tends to make investors' actions strategic substitutes, when other investors' demands rely more on their private information, a trader has less incentives to rely on his private information. Which of the two effects dominates depends on parameter values. However, for an investor who has no information on the asset payoff strategic complementarity prevails. We obtain that when, on aggregate, actions are either strategic substitutes or moderate strategic complements, the equilibrium is unique. Thus, a necessary condition for multiple equilibria is strong strategic complementarities in actions, if this happens in the relevant range then the condition is sufficient.

²For instance, suppose that the private information signals are based on an internal accounting report (where the information takes the form of the firm's value plus and error). In this case the errors on private information signals will be correlated since all of them include the error in the internal report.

³This happens in other models in the literature. In a model with coordination motives and information choice, Hellwig and Veldkamp (2009) show that for the equilibrium to be unique, signal noise across agents must be independent. These authors suggest that this independence assumption should be well-founded because it is stringent and it ultimately determines the predictions of their model.

The forces that push for a low degree of strategic complementarity and uniqueness of equilibrium therefore, are parameter constellations where the private learning channel from prices is weak (and we approach a situation with a unique source of asymmetric information). Those are when the fraction of informed traders about the asset payoff is large and the correlation among the private signal errors is high, or when investors almost do not hold information about the aggregate supply, or when informed investors about the asset payoff have a low risk weighted information advantage.

With correlated signals when strategic complementarity in actions is moderate the equilibrium is unique; when it is strong (at relevant points) then we have three equilibria. Only the middle equilibrium in the multiple equilibria situation displays strategic complementarity in information acquisition. However, it is unstable with respect to adaptive dynamics. In this sense the finding of strategic substitutability in information acquisition of Grossman and Stiglitz (1980) is robust.⁴

There is an extensive literature on rational expectations models with asymmetric information. Several extensions of the models proposed by Grossman and Stiglitz (1980) and Diamond and Verrecchia (1981) show the possibility of multiple equilibria⁵ and of strategic complementarity in information acquisition. Lundholm (1988) extends the rational expectations competitive model of Diamond and Verrecchia (1981), assuming that each investor receives both a public and a private signal. He proves the existence of a symmetric linear rational expectations equilibrium, with the possibility of multiplicity of such equilibria.⁶ Barlevy and Veronesi (2008) show that when fundamentals and noise trading are correlated the existence of multiple equilibria and strategic complementarity in information acquisition may arise.⁷ Ganguli and Yang (2009) consider a variation of the model of Diamond and Verrecchia (1981) where traders observe information about the aggregate supply of the stock and where private signals have uncorrelated error terms. They prove that a linear partially revealing rational expectations equilibrium may not exist. In case of existence (except for a set of parameters of measure zero), there are two of such equilibria, in one

⁴The only caveat is that there are some parameter constellations such that strategic substitutability in actions is so strong that the unique equilibrium is unstable.

⁵An early analysis of multiplicity is McCafferty and Driskill (1980).

⁶The main focus of his paper is the analysis of some curious comparative statics results. More precisely, Lundholm shows that when public and private signals' errors are positive correlated, the equilibrium price of the risky asset may move inversely with a signal. This contrasts with the intuitive result derived in rational expectations models with one risky asset in which the equilibrium price of the risky security increases in the signals observed by investors (see, for instance, Hellwig (1980) and Diamond and Verrecchia (1981)).

⁷Barlevy and Veronesi (2000) propose a model with risk-neutral traders who face a borrowing constraint, in the presence of noise traders and where the fundamentals follow a binomial distribution. They claim that as more traders acquire private information prices need not become more informative and, consequently, investors may want to acquire more private information. However, Chamley (2008a) shows that the previous paper contains an error in the expression for the value of information. Barlevy and Veronesi (2008) presents a correction. Other models where strategic complementarities in information acquisition arise are Hirshleifer et al. (1994), Veldkmap (2006, a, b) and Chamley (2007).

equilibrium the market exhibits strategic complementarity in information acquisition, while in the other there is strategic substitutability. Our results show that the potential non-existence of equilibria in Ganguli and Yang's framework is not robust to small perturbations in the correlation coefficient of private signal errors.

Medrano and Vives (2004), Amador and Weill (2010), and Hatchondo et al. (2010) explore the implications of the private learning channel from prices (respectively, on the welfare analysis of insider trading, on the welfare impact of public information, and on the amplification effect of aggregate exposure on asset prices) when individual exposures to an aggregate risk factor are private information. In our model, as in Amador and Weill (2010), the strength of the private learning channel from prices is the source of strategic complementarity in actions.⁸

The remainder of this paper is organized as follows. Section 2 outlines the notation and the hypotheses of the model. Section 3 characterizes the symmetric linear equilibria in the general setup and analyzes existence, uniqueness/multiplicity and stability properties of equilibria. Comparative statics and information acquisition incentives are dealt with in Section 4 and some particular cases are analyzed in Section 5. Concluding remarks are presented in Section 6 and proofs are gathered in the Appendix.

2 The model

Consider a static asset market model with differential information, where a continuum of risk averse investors exchange a risky asset with liquidation value $v \sim N(\bar{v}, \tau_v^{-1})$, and a riskless asset with unitary return.

Investor $i \in [0, \mu]$, $\mu \geq 0$, is (privately) informed about v . She has CARA preferences, is endowed with u_i shares of the risky asset, and maximizes the expected utility of her wealth: $W_i^I = vu_i + (v - p)x_i^I$, $U(W_i^I) = -\exp\{-W_i^I/\gamma\}$, with x_i^I the units of the risky asset traded and $\gamma > 0$ the common degree of risk tolerance. Each informed trader i :

- prior to trading receives a signal $s_i = v + \varepsilon_i$, where $\varepsilon_i \sim N(0, \tau_\varepsilon^{-1})$, v and ε_i are independent for all i , and $cov(\varepsilon_i, \varepsilon_j) = \rho\tau_\varepsilon^{-1}$ with $\rho \in [0, 1]$ for $i \neq j$;
- submits a (net) demand schedule $X^I(s_i, u_i, p)$, contingent on the private signal s_i , on the endowment u_i , and on the price p .

Uninformed trader $j \in (\mu, 1]$ has also CARA preferences with the same degree of risk tolerance as informed investors, and maximizes the expected utility of his wealth: $W_j^U = u_jv + (v - p)x_j^U$, $U(W_j^U) = -\exp\{-W_j^U/\gamma\}$ with x_j^U the units of the risky asset traded. Each uninformed trader j :

⁸There are also other sources of strategic complementarity in rational expectations models. For example, Goldstein et al. (2010) propose a model where the information revealed in the course of a speculative attack is used by the central bank in its policy decisions. Strategic complementarities among currency speculators arise due to the feedback effect that the information in their trades has on the policy decision of the central bank.

- submits a (net) demand schedule $X^U(u_j, p)$, contingent on the private endowment u_j and on p .

Finally, assume that

- $u_h = u + \eta_h$, for all $h \in [0, 1]$, where the error terms η_h are i.i.d., with $\eta_h \sim N(0, \tau_\eta^{-1})$, $u \sim N(\bar{u}, \tau_u^{-1})$ and u and η_h are independent of all the other random variables in the model,
- given u the average endowment shock reveals u , that is, $\int_0^1 u_h dh = u$ a.s.⁹
- given v , the average signal satisfies

$$\frac{1}{\mu} \int_0^\mu s_i di = v + \tilde{\varepsilon},$$

where $\tilde{\varepsilon} = \frac{1}{\mu} \int_0^\mu \varepsilon_h dh$ is normally distributed with $E[\tilde{\varepsilon}] = 0$ and $\text{var}[\tilde{\varepsilon}] = \rho \tau_\varepsilon^{-1}$.

Some remarks on the model are in order:

1. We assume that private signals have correlated errors. This is equivalent to having signals with i.i.d. errors, but with a common shock (like in Grundy and McNichols (1989), for example).¹⁰ What we accomplish is that the aggregate signal does not reveal v and therefore there is residual uncertainty about the liquidation value. Still another related formulation would be to have i.i.d. errors in the signals, but then have a common shock to the liquidation value that is not observed (as in He and Wang (1995), for example). Our formulation therefore should be considered the general case with ρ parameterizing the common component of the shock in the signal residual uncertainty (from none with $\rho = 0$ to a common signal with $\rho = 1$).
2. Our information structure allows for a private learning channel from prices. This is so because u_h is a private signal about the aggregate endowment for investor h . Although the endowments are independent of v , investors will find them useful when predicting v since they allow to disentangle part of the noise in the price coming from the aggregate endowment. In our economy investors have information about factors that are not related to payoffs. In real markets, investors typically have not only information about the payoffs of assets but also about their exposure to some aggregate shock or risk factor. For example, investors may want to hedge their non-tradable capital (say human capital) in the stock market. This hedging motive will be stronger the better the correlation of the returns of the

⁹We adopt the convention that the Strong Law of Large Numbers holds (see the technical appendix in Vives (2008)).

¹⁰Indeed, suppose that $s_i = v + \tilde{\varepsilon} + (\varepsilon_i - \tilde{\varepsilon})$ where $\tilde{\varepsilon} \sim N(0, \rho \tau_\varepsilon^{-1})$ and $\text{cov}((\varepsilon_i - \tilde{\varepsilon}), (\varepsilon_j - \tilde{\varepsilon})) = 0$ with $\rho \in [0, 1]$ for $i \neq j$.

non-tradable asset and the stock market. In some other cases traders may obtain information about noise trading or supply shocks. In any case those individual signals or exposure to aggregate risk will constitute private information to the trader and a source which will contribute to multidimensional information in the market (see, for example, Medrano and Vives (2004), Ganguli and Yang (2009), Amador and Weill (2010) and Hatchondo et al. (2010)).¹¹

3. The model we propose avoids the need for noise traders, whose presence has often been criticized in the literature. Nevertheless, our framework is similar to an economy with private information on noisy supply. Concretely, a closely related framework consists in an economy where there are two types of agents: a continuum of rational investors and noise traders. The rational investors are endowed only with a certain amount of the riskless asset and no units of the risky asset. The aggregate supply of the risky asset is driven by noise traders. All the rational investors have private information about the supply of the risky asset and some of them have private information about the liquidation value of the risky asset. The results obtained in this alternative scenario will be similar to ours.
4. The model nests most of the rational expectations financial market models in the literature. When $\rho = 1$ and $\tau_\eta = 0$ we have basically the Grossman and Stiglitz (1980) model where the informed investors receive the same signal and there is no information on noisy supply. When $\rho = 0$, $\mu = 1$, and $\tau_\eta = 0$ we have the Diamond and Verrechia (1981) endowment shock model with dispersed information. This is essentially equivalent to the models in Hellwig (1980), Admati (1985), and Vives (1995). When $\rho = 1$, $\mu = 1/2$ we have basically the model of Medrano and Vives (2009) (when hedgers have a perfectly correlated endowment shock with the stock supply). When $\rho = 0$ we have the Ganguli and Yang (2009) model.

3 Equilibrium characterization

We define first a rational expectations equilibrium and consider its implementation in a demand schedule game.

Definition: *A rational expectations equilibrium (REE) is a set of trades, contingent on the information that traders have, $\left\{ (X_i^I(s_i, u_i, p))_{i \in [0, \mu]}; (X_j^U(u_j, p))_{j \in (\mu, 1]} \right\}$, and a (measurable) price functional $p(v + \tilde{\varepsilon}, u)$ (i.e., prices measurable in $(v + \tilde{\varepsilon}, u)$) such that*

i) markets clear:

$$\int_0^\mu X_i^I(s_i, u_i, p) di + \int_\mu^1 X_j^U(u_j, p) dj = 0 \text{ (a.s.)}; \text{ and}$$

¹¹We point the reader towards the papers by Diamond and Verrechia (1981), Biais et al. (2010), Duffie and Rahi (1995) and Medrano and Vives (2004) for further reference and rationalization on the endowment shock economy.

ii) traders in $[0, 1]$ optimize: given the price function $p(v + \tilde{\varepsilon}, u)$,

$$X_i^I(s_i, u_i, p) \in \arg \max_{x_i^I} E(U(vu_i + (v-p)x_i^I) | s_i, u_i, p) \text{ for } i \in [0, \mu], \text{ and}$$

$$X_j^U(u_j, p) \in \arg \max_{x_j^U} E(U(vu_j + (v-p)x_j^U) | u_j, p) \text{ for } j \in (\mu, 1].$$

Traders understand the relationship between prices and the underlying uncertainty $(v + \tilde{\varepsilon}, u)$. That is, they conjecture correctly the price function and update their beliefs accordingly. Due to the presence of noise (u) , the equilibrium typically will not be fully revealing.

It is well-known (see, for instance, ch. 4 in Vives (2008)) that there is a natural game in demand schedules which implements partially revealing *REE*. Let traders therefore use demand schedules as strategies. Thus, once each trader has received his private information, investors submit demand schedules contingent on their private information to an auctioneer, who aggregates all the speculators' schedules. Then, the auctioneer finds a market clearing price (as in (i) in the previous definition of *REE*) and, finally, he allocates quantities to satisfy traders' demands.

Denote by X_i^I (X_j^U) the strategy of informed investor i (uninformed investor j). X_i^I (X_j^U) is a mapping from the set of her (his) private signals to the set of demand functions. Thus, $X_i^I(s_i, u_i, \cdot)$ is the net demand function of informed investor i corresponding to a given private information (s_i, u_i) . Analogously, $X_j^U(u_j, \cdot)$ is the net demand function of uninformed investor j corresponding to a given private information u_j .

Let $X^I = (X_i^I)_{i \in [0, \mu]}$ and $X^U = (X_j^U)_{j \in (\mu, 1]}$. The market clearing condition implies that

$$\int_0^\mu X_i^I(s_i, u_i, p) di + \int_\mu^1 X_j^U(u_j, p) dj = 0 \text{ (a.s.)}$$

To emphasize the dependence of the market clearing price on the strategies of speculators, we write $p = p(X^I, X^U)$. In a Bayesian equilibrium, given his private information, each speculator chooses a demand function to maximize his conditional expected utility, taking as given the strategies of other traders and taking as given the price of the risky asset. We will restrict attention to linear symmetric Bayesian equilibria of the demand schedule game.

Definition: A symmetric linear Bayesian equilibrium (SLE) is a Bayesian equilibrium such that the demand functions are linear and identical, that is,

$$\begin{aligned} X_i^I(s_i, u_i, p) &= B_0 - B_1 u_i - B_2 p + B_3 s_i, \quad i \in [0, \mu], \text{ and} \\ X_j^U(u_j, p) &= C_0 - C_1 u_j - C_2 p, \quad j \in (\mu, 1], \end{aligned}$$

where $B_0, B_1, B_2, B_3, C_0, C_1$ and C_2 are constants.

To solve for a *SLE* we follow a standard approach. First, positing linear strategies for the traders, we find, using the market clearing condition, an expression for p in terms of $v + \tilde{\varepsilon}$ and u , as follows:

$$p = A_0 + A_1 (v + \tilde{\varepsilon}) - A_2 u, \quad (1)$$

where $A_0 = \frac{\mu B_0 + (1-\mu)C_0}{\mu B_2 + (1-\mu)C_2}$, $A_1 = \frac{\mu B_3}{\mu B_2 + (1-\mu)C_2}$ and $A_2 = \frac{\mu B_1 + (1-\mu)C_1}{\mu B_2 + (1-\mu)C_2}$. Second, we compute the asset demands for informed and uninformed types. Third, using (1) we update beliefs about v . Finally, we identify coefficients.

Next, we are interested in deriving under which conditions there exists a *SLE*. In order to perform this, first we express the coefficients of the demand functions in terms of the coefficients of the price function (these expressions are stated in the proof of the Proposition 1). Second, we write the coefficients of the price function as functions of a ratio, $\beta = \frac{A_1}{A_2}$, and then, we characterize this ratio as a solution of a fixed-point problem. If a solution of the problem exists, then we conclude that there exists a *SLE*. Note that $\beta = \frac{\mu B_3}{\mu B_1 + (1-\mu)C_1}$ is the ratio of the average responsiveness to the private signal about v to the average sensitivity to the endowment shock. That is, it is roughly the ratio of how much information the price reveals about the average signal $v + \tilde{\varepsilon}$ in relation to how much information it reveals about the aggregate shock u .

Proposition 1: *Let $\beta = \frac{A_1}{A_2}$. In a *SLE*, the coefficients of the price function satisfy*

$$\begin{aligned} A_0 &= \bar{v} - A_1 \bar{v} + A_2 \bar{u} - \frac{1}{\gamma (\mu \tau^I + (1-\mu) \tau^U)} \bar{u}, \\ A_1 &= 1 - \frac{\tau_v}{(\mu \tau^I + (1-\mu) \tau^U)} \text{ and} \\ A_2 &= \frac{1 + \beta \gamma \tau_u \tau_\varepsilon \left(\frac{\mu(1-\rho)}{\beta^2 \rho(1-\rho)(\tau_u + \tau_\eta) + \tau_\varepsilon} + \frac{(1-\mu)}{\beta^2 \rho(\tau_u + \tau_\eta) + \tau_\varepsilon} \right)}{\gamma (\mu \tau^I + (1-\mu) \tau^U)}, \end{aligned}$$

where

$$\begin{aligned} \tau^I &\equiv (\text{var}(v|s_i, u_i, p))^{-1} = \tau_v + \frac{(\beta^2 (\tau_u + \tau_\eta) (1-\rho) + \tau_\varepsilon) \tau_\varepsilon}{\rho (1-\rho) (\tau_u + \tau_\eta) \beta^2 + \tau_\varepsilon} \text{ and} \\ \tau^U &\equiv (\text{var}(v|u_j, p))^{-1} = \tau_v + \frac{(\tau_u + \tau_\eta) \beta^2 \tau_\varepsilon}{\rho (\tau_u + \tau_\eta) \beta^2 + \tau_\varepsilon}, \end{aligned}$$

and β is a solution of the following fixed-point equation:

$$\beta = f(\beta) \equiv \mu \gamma \frac{(\tau_\eta \beta^2 (1-\rho) + \tau_\varepsilon) \tau_\varepsilon}{(\beta^2 \rho (\tau_u + \tau_\eta) (1-\rho) + \tau_\varepsilon)} + (1-\mu) \gamma \frac{\beta^2 \tau_\eta \tau_\varepsilon}{\tau_\varepsilon + \beta^2 \rho (\tau_u + \tau_\eta)}. \quad (2)$$

Moreover, if $\rho > 0$, the existence of a *SLE* is guaranteed and there are at most three equilibria.

Remark: The result related to the existence of a *SLE* is trivial. It follows from continuity of $f(\cdot)$ and the fact that $f(0) = \gamma \mu \tau_\varepsilon \geq 0$ and $\lim_{\beta \rightarrow \infty} f(\beta) - \beta < 0$

whenever $\rho > 0$. At a *SLE*, $\beta \geq 0$. When $\mu\tau_\varepsilon = 0$, we have that $\beta = 0$, otherwise $\beta > 0$.

Note that the previous proposition shows that the result of non-existence of a *SLE* for some parameter configurations derived in Ganguli and Yang (2009), where $\rho = 0$, is not robust. A small perturbation in this correlation coefficient guarantees existence of such an equilibrium. Our contribution is to provide a full characterization in the general case with residual uncertainty ($\rho > 0$).

3.1 Strategic substitutability and strategic complementarity

In this subsection we derive the fixed-point equation given in (2) and relate the slope of the function $f(\cdot)$ to the character of the strategic interaction between the investors. In particular, we analyze the relationship between the investors' optimal demands and the information provided by the price.

We start by noting that, provided $\beta > 0$, observing the equilibrium price of the risky asset is informationally equivalent to observing

$$z = v + \tilde{\varepsilon} - \frac{1}{\beta}u. \quad (3)$$

The endogenous parameter β is directly related to the informativeness of the price about the aggregate signal $v + \tilde{\varepsilon}$.

Consider informed trader i . Recall that her information set is given by $\{s_i, u_i, p\}$. This information set is informationally equivalent to the following three signals $\{s_i, z_i, z\}$: $s_i = v + \varepsilon_i$, $z_i = z + \frac{1}{\beta}u_i = v + \tilde{\varepsilon} + \frac{1}{\beta}\eta_i$, and z . This is so since the endowment u_i helps in extracting information on v in the price (which depends on the aggregate shock u). The implication is that the price increases investor i 's public information about v , through the signal z , and it increases investor i 's private information about v , through the signal z_i . We can decompose trader i 's posterior forecast $E(v|s_i, z_i, z)$ in a (purely) private and a public component (similarly as in Amador and Weill (2010)).

Conditional on her private information, s_i and z_i , and given a fully diffuse prior, trader i forms a *private posterior belief* that v is normally distributed with mean and precision:

$$\begin{aligned} E^*(v|s_i, z_i) &= \frac{\tau_\varepsilon}{\tau_\varepsilon + \tau_\eta\beta^2(1-\rho)}s_i + \frac{(1-\rho)\beta^2\tau_\eta}{\tau_\varepsilon + \tau_\eta\beta^2(1-\rho)}z_i \text{ and} \\ \tau^{*I} &\equiv (\text{var}(v|s_i, z_i))^{-1} = \tau_\varepsilon + \frac{\beta^2\tau_\varepsilon\tau_\eta(1-\rho)^2}{\tau_\varepsilon + \beta^2\rho\tau_\eta(1-\rho)}. \end{aligned}$$

Conditional on the public signal z , and given the common prior, trader i forms

a *public posterior belief* that v is normally distributed with mean and precision:

$$E(v|z) = \bar{v} + \frac{\tau_\varepsilon \beta^2 \tau_u}{\tau_v \tau_\varepsilon + \tau_u \beta^2 (\tau_\varepsilon + \rho \tau_v)} \left(z - \left(\bar{v} - \frac{1}{\beta} \bar{u} \right) \right) \text{ and}$$

$$\tau \equiv (\text{var}(v|z))^{-1} = \tau_v + \frac{\beta^2 \tau_u \tau_\varepsilon}{\tau_\varepsilon + \beta^2 \rho \tau_u}.$$

Finally, conditional on her information set, the posterior belief of trader i is that v is normally distributed with mean

$$E(v|s_i, z_i, z) = \omega^I E^*(v|s_i, z_i) + (1 - \omega^I - \varkappa^I) E(v|z) + \varkappa^I \bar{v}, \quad (4)$$

where

$$\omega^I \equiv \frac{\tau_\varepsilon (\tau_\varepsilon + \tau_\eta \beta^2 (1 - \rho))}{\tau_\varepsilon (\tau_v + \tau_\varepsilon) + \beta^2 (\tau_u + \tau_\eta) (1 - \rho) (\tau_\varepsilon + \rho \tau_v)} \text{ and}$$

$$\varkappa^I \equiv \rho \tau_v \tau_\varepsilon^{-1} \omega^I,$$

and precision

$$\tau^I \equiv (\text{var}(v|s_i, z_i, z))^{-1} = \frac{\tau_\varepsilon (\tau_v + \tau_\varepsilon) + \beta^2 (\tau_u + \tau_\eta) (1 - \rho) (\tau_\varepsilon + \rho \tau_v)}{\tau_\varepsilon + (1 - \rho) (\tau_u + \tau_\eta) \rho \beta^2}.$$

Note that when $\rho = 0$ we have that $\varkappa^I = 0$, and when $\rho = 1$ we have that $1 - \omega^I - \varkappa^I = 0$ (then only s_i is relevant for an informed agent, $E^*(v|s_i, z_i) = s_i$ and $E(v|s_i, z_i, z) = E(v|s_i) = \frac{\tau_\varepsilon}{\tau_v + \tau_\varepsilon} s_i + \frac{\tau_v}{(\tau_v + \tau_\varepsilon)} \bar{v}$). In both cases signals are conditionally independent (in the first case about v and in the second case about $v + \bar{\varepsilon}$).

Now, consider uninformed trader j . His information set $\{u_j, p\}$ is informationally equivalent to the following two signals: $z_j = z + \frac{1}{\beta} u_j = v + \bar{\varepsilon} + \frac{1}{\beta} \eta_j$ and z . Performing a similar decomposition for trader j 's posterior belief, we get

$$E(v|z_j, z) = \omega^U E^*(v|z_j) + (1 - \omega^U - \varkappa^U) E(v|z) + \varkappa^U \bar{v}, \quad (5)$$

where $\omega^U \equiv \frac{\beta^2 \tau_\varepsilon \tau_\eta}{\tau_v \tau_\varepsilon + \beta^2 (\tau_u + \tau_\eta) (\tau_\varepsilon + \rho \tau_v)}$ and $\varkappa^U \equiv \rho \tau_v \tau_\varepsilon^{-1} \omega^U$,

$$E^*(v|z_j) = z_j,$$

$$\tau^U \equiv (\text{var}(v|z_j, z))^{-1} = \frac{\tau_v \tau_\varepsilon + \beta^2 (\tau_u + \tau_\eta) (\tau_\varepsilon + \rho \tau_v)}{\tau_\varepsilon + \beta^2 \rho (\tau_u + \tau_\eta)}, \text{ and}$$

$$\tau^{*U} \equiv (\text{var}(v|z_j))^{-1} = \frac{\beta^2 \tau_\varepsilon \tau_\eta}{\tau_\varepsilon + \beta^2 \rho \tau_\eta}.$$

Next, using the previous decompositions, we derive an expression for the equilibrium price. Taking into account the transformations of the traders' information sets, the investors' optimal demands can be rewritten as:

$$x_i^I = \gamma \tau^I \left(E(v|s_i, z_i, z) - p - \frac{1}{\gamma \tau^I} u_i \right), \text{ for all } i \in [0, \mu] \text{ and}$$

$$x_j^U = \gamma \tau^U \left(E(v|z_j, z) - p - \frac{1}{\gamma \tau^U} u_j \right), \text{ for all } j \in (\mu, 1].$$

Hence, the aggregate demand is given by

$$\int_0^\mu \gamma \tau^I \left(E(v|s_i, z_i, z) - p - \frac{1}{\gamma \tau^I} u_i \right) di + \int_\mu^1 \gamma \tau^U \left(E(v|z_j, z) - p - \frac{1}{\gamma \tau^U} u_j \right) dj,$$

or equivalently,

$$\gamma \tau^I \int_0^\mu E(v|s_i, z_i, z) di + \gamma \tau^U \int_\mu^1 E(v|z_j, z) dj - u - \gamma (\mu \tau^I + (1 - \mu) \tau^U) p. \quad (6)$$

Therefore, the market clearing condition implies that

$$p = \frac{\tau^I \int_0^\mu E(v|s_i, z_i, z) di + \tau^U \int_\mu^1 E(v|z_j, z) dj - \frac{1}{\gamma} u}{\mu \tau^I + (1 - \mu) \tau^U}. \quad (7)$$

By virtue of (4) and (5), it follows that

$$\int_0^\mu E(v|s_i, z_i, z) di = \omega^I \mu (v + \tilde{\varepsilon}) + \mu (1 - \omega^I - \varkappa^I) E(v|z) + \mu \varkappa^I \bar{v}$$

and

$$\int_\mu^1 E(v|z_j, z) dj = \omega^U (1 - \mu) (v + \tilde{\varepsilon}) + (1 - \mu) (1 - \omega^U - \varkappa^U) E(v|z) + (1 - \mu) \varkappa^U \bar{v}.$$

Substituting these expressions in (7) and taking into account that $E(v|z)$ is a linear function of p , we obtain that observing p is equivalent to observing

$$v + \tilde{\varepsilon} - \frac{1}{\gamma (\mu \tau^I \omega^I + (1 - \mu) \tau^U \omega^U)} u.$$

Comparing this formula with the expression of z stated in (3), we have that, in equilibrium

$$\beta = f(\beta) \equiv \mu \Omega^I + (1 - \mu) \Omega^U, \quad (8)$$

where $\Omega^I = \gamma \tau^I \omega^I$ and $\Omega^U = \gamma \tau^U \omega^U$. Taking into account the expression of aggregate demand given in (6) and the decompositions of investors' beliefs given in (4) and (5), expression (8) shows that β is a measure of sensibility of the aggregate demand to the investors' private information. Notice that if all private forecasts increase in one unit, the aggregate demand raises by β .

Substituting the expressions of Ω^I and Ω^U in (8), using the expressions of τ^{*I} , τ , and τ^{*U} , we get the fixed-point equation stated in Proposition 1.

Note that we can identify the strategy of an informed trader in the linear equilibrium with the weight $\Omega^I = \gamma \tau^I \omega^I$ the trader puts on her private posterior belief (and similarly for an uninformed trader $\Omega^U = \gamma \tau^U \omega^U$). Then $\mu \Omega^I + (1 - \mu) \Omega^U$ is the average weight on private beliefs, which is a function of β . (Think of a fictitious game with the same payoffs as in the original game with strategies being the weight to private beliefs.) Therefore, the function $f(\cdot)$ can be understood as an aggregate (average) best response function which yields the

price informativeness about $v + \tilde{\varepsilon}$, β for short, out of the responses of traders to changes to initial price informativeness.

There is *aggregate strategic substitutability (complementarity)* when $f'(\cdot) < 0$ ($f'(\cdot) > 0$) and an increase in β induces responses in the weights to private beliefs which decrease (increase) price informativeness. Strategic substitutability is the traditional case in the Grossman-Stiglitz style models.

Consider an informed investor. Using the expression of ω^I , τ^I , τ^{*I} and τ , we obtain

$$\Omega^I = H(\tau^{*I}, \tau) = \gamma \frac{\tau^{*I}}{\frac{\tau_\varepsilon^2 + \tau^{*I} \rho^2 (\tau_v - \tau)}{\tau_\varepsilon (\tau_\varepsilon + \rho (\tau_v - \tau))}}.$$

Notice that when β increases, that is, when the average weight on private beliefs is higher, prices are more informative about v . This effect raises both the precision of public information τ and the precision of private information τ^{*I} . These increases have, in general, two opposite effects on the term Ω^I :

1) The increase in the precision of public information tends to decrease Ω^I , which means that an informed trader finds optimal to rely more on the improved public information and less on the private information. Thus, the endogenous public signal generated by prices tends to make investors' decisions *strategic substitutes*, when other investors' demands rely more on their private information, an informed trader has less incentives to take her private information into consideration. This is the usual effect in the Grossman-Stiglitz model.

2) The increase in the precision of private information tends to increase Ω^I , which means that an informed trader finds optimal to rely more on this improved private information. Thus, the endogenous private signal generated by prices tends to make investors' decisions *strategic complements*, that is, when other investors' demands rely more on their private information, an informed trader has more incentives to take her private information into consideration. This effect arises out of the private learning channel of prices.

Which of the two effects dominates will depend on parameter values. Specifically, we obtain

$$\frac{\partial \Omega^I}{\partial \beta} = 2\gamma \frac{(\tau_\eta - \rho(\tau_u + \tau_\eta))(1 - \rho)\beta\tau_\varepsilon^2}{(\beta^2\rho(\tau_u + \tau_\eta)(1 - \rho) + \tau_\varepsilon)^2}.$$

Hence, $\frac{\partial \Omega^I}{\partial \beta} = 0$ if $\rho = 1$ and $\frac{\partial \Omega^I}{\partial \beta} > 0$ if and only if $\rho < \Psi$, where $\Psi \equiv \frac{\tau_\eta}{\tau_u + \tau_\eta}$ is the (squared) correlation coefficient between u and u_i . When Ψ is large in relation to the the correlation of private signal errors, the private learning channel from prices dominates for informed investors (and $\frac{\partial \Omega^I}{\partial \beta} > 0$).

The intuition for these results is as follows: When $\rho = 1$, the price does not provide any additional information in the prediction of v to informed traders, and consequently, the individual only takes into account s_i . Hence, Ω^I , the sensibility of an informed trader's demand to her private information is independent of β . By contrast, whenever $\rho < 1$, the price provides extra information when predicting v . If ρ is very large or if τ_η is very low, the expression for τ^{*I} tells us that τ^{*I} increases with β , but varies very little. This implies that the first effect

dominates, and hence, $\frac{\partial \Omega^I}{\partial \beta} < 0$. Otherwise, if ρ is low or τ_η is large, then the change of τ^{*I} due to an increase of β is significant and this makes the second effect to dominate, which implies $\frac{\partial \Omega^I}{\partial \beta} > 0$. Thus, for informed investors, the private learning channel from prices is important if the correlation between u and u_i is large in relation to the correlation of private signal errors.

A similar reasoning may be done for an uninformed trader since in this case we obtain an identical expression for Ω^U ,

$$\Omega^U = H(\tau^{*U}, \tau) = \gamma \frac{\tau^{*U}}{\frac{\tau_\varepsilon^2 + \tau^{*U} \rho^2 (\tau_u - \tau)}{\tau_\varepsilon (\tau_\varepsilon + \rho (\tau_u - \tau))}}.$$

Again an increase in β raises both the precision of public information τ and the precision of private information τ^{*I} . In general, the first effect tends to decrease Ω^U and the second effect tends to increase Ω^U . However, the overall effect of β on Ω^U is unambiguous:

$$\frac{\partial \Omega^U}{\partial \beta} = \gamma \frac{2\tau_\eta \tau_\varepsilon^2 \beta}{(\tau_\varepsilon + \beta^2 \rho (\tau_u + \tau_\eta))^2} \geq 0,$$

indicating that for the uninformed traders the second effect always prevails. Note that even if the value of τ_η is low, we have that $\frac{\partial \Omega^U}{\partial \beta} \geq 0$. The reason is that when τ_η is low, the second effect is low since τ^{*U} varies little with respect to β , but the first effect is also low since Ω^U varies little with respect to τ , given that in this case τ^{*U} is low.

Comparative statics of $f'(\beta)$ allows us to determine which parameters amplify/narrow potential strategic complementarities/substitutabilities in the actions of investors. We obtain:

$$f'(\beta) = \mu \frac{2\gamma (\tau_\eta - \rho (\tau_u + \tau_\eta)) (1 - \rho) \beta \tau_\varepsilon^2}{(\beta^2 \rho (\tau_u + \tau_\eta) (1 - \rho) + \tau_\varepsilon)^2} + (1 - \mu) \frac{2\gamma \tau_\eta \tau_\varepsilon^2 \beta}{(\tau_\varepsilon + \beta^2 \rho (\tau_u + \tau_\eta))^2}.$$

Note that if $\mu = 1$, $sign(f'(\beta)) = sign((\Psi - \rho)(1 - \rho))$, where $\Psi = \frac{\tau_\eta}{\tau_u + \tau_\eta}$. For $\rho < 1$ we have that $f'(\cdot) > 0$ if and only if $\Psi > \rho$. Straightforward computations yield the following result:

- Corollary 2:** a) If $\rho \neq 0$, then $\frac{\partial}{\partial \mu} f'(\beta) < 0$. If $\rho = 0$, then $\frac{\partial}{\partial \mu} f'(\beta) = 0$.
b) $sign\left(\frac{\partial}{\partial \gamma} f'(\beta)\right) = sign(f'(\beta))$.
c) If $\tau_\eta - \rho (\tau_u + \tau_\eta) \geq 0$ (that is, when informed traders' actions are strategic complements), then $\frac{\partial}{\partial \rho} f'(\beta) \leq 0$, $\frac{\partial}{\partial \tau_\varepsilon} f'(\beta) \geq 0$ and $\frac{\partial}{\partial \tau_u} f'(\beta) \leq 0$.

The result in a) is due to the fact that it always holds that $\frac{\partial \Omega^I}{\partial \beta} \leq \frac{\partial \Omega^U}{\partial \beta}$. The result in b) follows directly from the expressions of $\Omega^I = \gamma \tau^I \omega^I$ and $\Omega^U = \gamma \tau^U \omega^U$. The second part of this corollary tells us that a change in the risk tolerance coefficient amplifies/narrows the potential strategic complementarity/substitutability in actions.

3.2 Uniqueness/multiplicity of equilibrium

In this subsection we derive sufficient conditions for the uniqueness of SLE in the general setup. In other words, we obtain sufficient conditions for the graph of function $f(\cdot)$ and the 45-degree line to intersect once. Note that when we have (aggregate) strategic substitutability -the function $f(\cdot)$ is decreasing ($f'(\cdot) < 0$)- or when (aggregate) strategic complementarity is moderate -the 45-degree line is steeper than the function $f(\cdot)$ ($f'(\cdot) < 1$) -, the uniqueness of equilibrium is guaranteed. The following corollary provides the parameter configurations for these two cases:

Proposition 3: *a) If $(1 - \mu) \leq \mu(\rho\Psi^{-1} - 1)(1 - \rho)$, then $f'(\cdot) < 0$ and there exists a unique SLE .*

b) If $\frac{27}{64}\gamma^2\tau_\eta\tau_\varepsilon\Psi < \rho$, then $f'(\cdot) < 1$ and there exists a unique SLE .

When the condition in *a)* holds, informed traders' actions are strategic substitutes ($\frac{\partial\Omega^I}{\partial\beta} < 0$) and the fraction of uninformed traders is small enough.

Taking into account that $f'(\beta) = \mu\frac{\partial\Omega^I}{\partial\beta} + (1 - \mu)\frac{\partial\Omega^U}{\partial\beta}$, it follows that $f'(\beta) < 0$ for all β , leading to a unique equilibrium. In relation to *b)* note that if $\frac{27}{64}\gamma^2\tau_\eta\tau_\varepsilon\Psi < \rho$, then $\frac{\partial\Omega^U}{\partial\beta} < 1$. As $\frac{\partial\Omega^I}{\partial\beta} \leq \frac{\partial\Omega^U}{\partial\beta}$ always holds, we get that $f'(\beta) = \mu\frac{\partial\Omega^I}{\partial\beta} + (1 - \mu)\frac{\partial\Omega^U}{\partial\beta} < 1$ for all β , which warrants uniqueness of equilibrium.

From the corollary it emerges that the forces for strategic substitutability, and uniqueness of equilibrium therefore, are parameter constellations where the private learning channel for prices is weak (and we approach a situation with a unique source of asymmetric/diverse information). Those are when the fraction of informed traders is large (μ high) and the correlation among the private signal errors is high (ρ high), or when investors almost do not hold information about the aggregate supply (Ψ or τ_η low). The same forces together when informed investors have a low risk weighted information advantage about v ($\gamma\tau_\varepsilon$ low) push for low strategic complementarity.

It is important to remark that all these results allows us to conclude that a necessary condition for multiple equilibria is the presence of strong strategic complementarities in actions in the relevant range. However, the derivation of sufficient conditions on the primitives that guarantee multiplicity of equilibria in this general setup is not easy. In Section 5, we study particular cases and necessary and sufficient for multiplicity of equilibria are obtained.

3.3 Stability

Until now, we have shown that generically a SLE exists, with the possibility of multiple equilibria. As usual in these cases, the natural question is whether there exists a plausible selection device which implies that traders coordinate on a specific equilibrium. A standard criteria for selecting among equilibria is

stability.¹²

Consider that the economy is in equilibrium. Thus, $\beta = f(\beta)$. Suppose that there is a small perturbation in β , such that the price is informationally equivalent to $v + \tilde{\varepsilon} - \frac{1}{\beta}u$. Then, the agents modify their demands and, in particular, their weights on private information $\Omega^I(\beta')$ and $\Omega^U(\beta')$, for the informed traders and uninformed traders respectively. The aggregate weight becomes $f(\beta') = \mu\Omega^I(\beta') + (1 - \mu)\Omega^U(\beta')$. The question is if the economy will go back to the original β or not according to best reply dynamics with the aggregate best response function $f(\cdot)$.¹³ This leads to the following definition:

Definition: A SLE is stable (unstable) if and only if its corresponding value for β is a stable (unstable) fixed point for the best response function $f(\cdot)$ (i.e., if and only if its corresponding value for β satisfies $|f'(\beta)| < 1$).

Note that if $f'(\cdot) > 0$ and there are three (regular) equilibria (that is, for which $f'(\beta) \neq 1$) then necessarily the extremal ones are stable and the middle one unstable. If $f'(\cdot) < 0$ the equilibrium will be unique but may be unstable if strategic substitutability is strong enough (and $|f'(\beta)| > 1$). It is worth to remark that instability is linked to strong strategic complementarity or substitutability. This should not be surprising since a large response to the aggregate actions of others is precisely what destabilizes best response dynamics.

4 Comparative statics and information acquisition

We derive some comparative statics results and apply them to analyze the incentives to acquire information about the asset payoff.

4.1 Some comparative statics

We now analyze how some parameters affect the information that the price reveals about the liquidation value and about the aggregate supply. Using the expression of the equilibrium price, we get that the informational content of the price about the liquidation value and the aggregate supply is given by

$$(\text{var}(v|p))^{-1} = \tau_v + \frac{\beta^2 \tau_u \tau_\varepsilon}{\tau_\varepsilon + \beta^2 \rho \tau_u} \quad \text{and} \quad (\text{var}(u|p))^{-1} = \tau_u + \frac{\tau_\varepsilon \tau_v}{(\tau_\varepsilon + \rho \tau_v) \beta^2}.$$

Remark: As β is independent of τ_v , the previous expressions tell us that $\frac{\partial}{\partial \tau_v} (\text{var}(v|p))^{-1} > 0$ and $\frac{\partial}{\partial \tau_v} (\text{var}(u|p))^{-1} > 0$ in any equilibrium.

¹²There is a long literature on learning and stability of *REE* (see Blume, Bray and Easley (1982) and Section 7.1 in Vives (2008) for an introduction).

¹³This definition is similar to the one used by Chamley (2008b) when studying the stability of equilibria in Ganguli and Yang (2009).

Next, we analyze the effect of a change in the risk tolerance coefficient and in the fraction of informed traders. Using the chain rule for a parameter ς :

$$\begin{aligned}\frac{\partial}{\partial \varsigma} (\text{var}(v|p))^{-1} &= \frac{\partial}{\partial \beta} (\text{var}(v|p))^{-1} \frac{\partial \beta}{\partial \varsigma}, \text{ and} \\ \frac{\partial}{\partial \varsigma} (\text{var}(u|p))^{-1} &= \frac{\partial}{\partial \beta} (\text{var}(u|p))^{-1} \frac{\partial \beta}{\partial \varsigma}.\end{aligned}$$

Since $\frac{\partial}{\partial \beta} (\text{var}(v|p))^{-1} > 0$ and $\frac{\partial}{\partial \beta} (\text{var}(u|p))^{-1} < 0$, we obtain:

$$\begin{aligned}\text{sign} \left(\frac{\partial}{\partial \varsigma} (\text{var}(v|p))^{-1} \right) &= \text{sign} \left(\frac{\partial \beta}{\partial \varsigma} \right) \text{ and} \\ \text{sign} \left(\frac{\partial}{\partial \varsigma} (\text{var}(u|p))^{-1} \right) &= -\text{sign} \left(\frac{\partial \beta}{\partial \varsigma} \right), \text{ for } \varsigma = \gamma \text{ and } \mu.\end{aligned}$$

In order to obtain how β changes with respect to $\varsigma = \gamma$ and μ we have to see how $f(\cdot)$ moves with γ and μ . It is easy to see that $f(\cdot)$ is strictly increasing in γ and μ , that is, ceteris paribus, more risk tolerance or more informed traders make the aggregate demand to be more sensible to private information (note that the weight that informed agents put on private information is higher than the one put by uninformed ones). It follows that for regular equilibria (for which $f'(\beta) \neq 1$), $\text{sign}(\frac{\partial \beta}{\partial \varsigma}) = \text{sign}(1 - f'(\beta))$. Thus, for any regular equilibrium increasing γ or μ will increase β except if at the equilibrium $f'(\beta) > 1$ (in which case β decreases). This means that for any regular equilibrium with $f'(\beta) < 1$ we have that increasing γ or μ increases the informativeness of the price about the asset value in relation to the aggregate endowment shock. When $f'(\beta) > 1$, the opposite happens.

If $\rho > 0$ there are generically either one or three regular equilibria. If $\rho = 0$ we know that there are generically two regular equilibria when they exist, and the equilibrium with the highest β is unstable (Ganguli and Yang (2009)).

This allows us to obtain the following result:

Proposition 4: *In a regular equilibrium with $f'(\beta) < 1$, $(\text{var}(v|p))^{-1}$ strictly increases with both γ and μ and $(\text{var}(u|p))^{-1}$ strictly decreases with both γ and μ . If $f'(\beta) > 1$, results are reversed.*

Note that if we are on the middle unstable equilibrium of three equilibria and γ or μ increase adaptive dynamics will converge to the higher equilibrium, increasing β (and this will happen even if the unstable equilibrium disappears, see Figure 1 and see the movement of $f(\cdot)$ from the middle to the upper branch increasing γ). When $\rho = 0$ and if we are on the high unstable equilibrium, if γ or μ increases, adaptive dynamics will diverge.

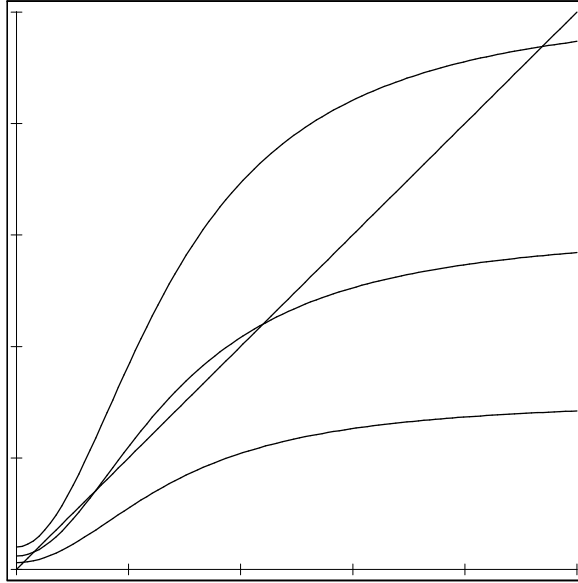


Figure 1. The function $f(\cdot)$ for $\gamma = \frac{3}{2}$, $\gamma = 3$ and $\gamma = 5$ (and $\rho = 1$, $\tau_\eta = 1$, $\tau_u = 1$, $\mu = \frac{1}{50}$ and $\tau_\varepsilon = 1$).

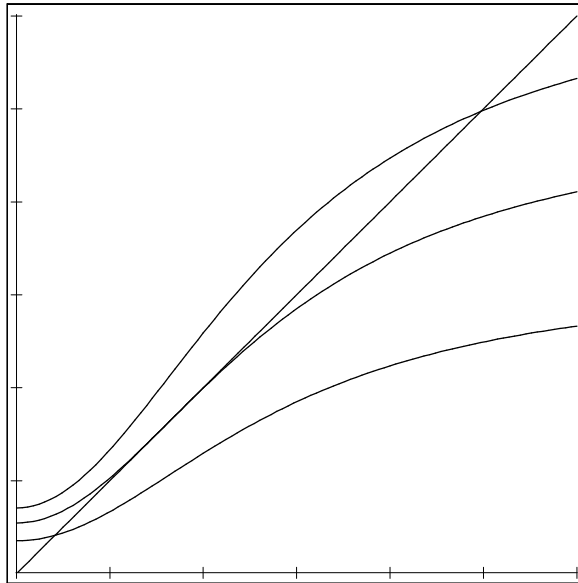


Figure 2. The function $f(\cdot)$ for $\gamma = \frac{3}{2}$, $\gamma = 2.3134$ and $\gamma = 3$ (and $\rho = 1$, $\tau_\eta = 1$, $\tau_u = 1$, $\mu = \frac{1}{17}$ and $\tau_\varepsilon = 1$).

When $\rho > 0$, if we are in a critical equilibrium and if γ or μ increase then the critical equilibrium will disappear and adaptive dynamics will settle on a higher equilibrium (see Figure 2 where the situation is illustrated by increasing γ from $\gamma = 2.3134$ to 3).

We see therefore that unambiguous comparative statics results can be derived even for critical and unstable equilibria (see Vives (1990) and Echenique (2002) for general results).

4.2 Information acquisition incentives

Next, we analyze the possibility of strategic complementarity in information acquisition. Strategic complementarity (substitutability) in information acquisition means that traders have more (less) incentives to get informed as the fraction of informed traders increases. Formally, let $R(\mu) = \frac{E(U(W_i^I))}{E(U(W_j^U))}$, where $E(U(W_i^I))$ and $E(U(W_j^U))$ denote the ex-ante expected indirect utility of an informed trader and an uninformed trader, respectively, gross of information costs.

Definition: *A market exhibits strategic complementarity (substitutability) in information acquisition if $R'(\mu) < 0$ ($R'(\mu) > 0$).*

Corollary 5: $R(\mu) = \left(\frac{\tau^U}{\tau^I}\right)^{1/2}$.

This result tells us that, similar to Grossman and Stiglitz (1980), the value of information about the liquidation value of the risky asset is related to the square root of the ratio of the precision of uninformed traders to the precision of informed traders. It is easy to see from the expressions for τ^U and τ^I that $\text{sign}(R'(\mu)) = \text{sign}(\beta'(\mu))$. That is, we have strategic substitutability or strategic complementarity in information acquisition depending on whether an increase in the proportion of informed increases or decreases the informativeness of price (in relation to $v + \tilde{\varepsilon}$). When $\beta'(\mu) > 0$ ($\beta'(\mu) < 0$) increasing μ makes the price more informative about the payoff and decreases (increases) the incentives to acquire information. The result of strategic substitutability ($\beta'(\mu) > 0$) is the one in Grossman and Stiglitz (1980). From the results on comparative statics the following proposition follows.

Proposition 6: *If $\rho > 0$ the market exhibits strategic substitutability in information acquisition at regular extremal equilibria. When there are three SLE, the market exhibits strategic complementarity in information acquisition in the equilibrium whose value of β is intermediate. If $\rho = 0$ the market exhibits strategic substitutability (complementarity) in information acquisition at the low (high) β regular equilibrium.*

The equilibria in which the market exhibits strategic complementarity in information acquisition are unstable. If we discard those, we are left with strategic substitutability in information acquisition as in the Grossman and Stiglitz

model. Under adaptive dynamics, starting either at unstable or critical equilibria the system will converge to an equilibrium with larger β and R .¹⁴ In all cases we end up therefore with strategic substitutability in information acquisition.

This result could be modified if agents could acquire information either about the payoff and the noisy supply together or not at all. In this case an equilibrium of the Grossman-Stiglitz type could display strategic complementarity in information acquisition for some configuration of the precision of the signals (see Proposition 5 in Ganguli and Yang (2009) for the case $\rho = 0$).

5 Particular cases

The general framework presented above encompasses several of the main models presented in the literature of market microstructure.

Example 1: $\tau_\eta = 0$ (a generalization of Diamond and Verrecchia (1981)).

This is the classical case of the *noise trader model* but generalized to allow for correlated errors in the private signals and for the presence of informed and uninformed traders. In this case

$$f(\beta) = \mu\gamma \frac{\tau_\varepsilon^2}{\beta^2 \rho \tau_u (1 - \rho) + \tau_\varepsilon},$$

$f(\cdot)$ is decreasing in β and we have strategic substitutability. The intuition of this property is the following. In this example, as in traditional rational expectations models, uninformed traders do not hold any private information, whereas informed traders only have private information about the liquidation value of the risky asset. This has two effects. First, uninformed traders' demands depend only on public information, that is, $\Omega^U = 0$, and hence, $\frac{\partial \Omega^U}{\partial \beta} = 0$. Second, in relation to informed traders, the precision of private information $\tau^{*I} = \tau_\varepsilon$ (and hence, independent of β). This implies that the private learning channel effect of a change in β on Ω^I vanishes. Consequently, informed investors' decisions are strategic substitutes in actions, that is, $\frac{\partial \Omega^I}{\partial \beta} < 0$. Combining these results, as $f(\beta) = \mu\Omega^I + (1 - \mu)\Omega^U$, it follows that $f(\cdot)$ is decreasing in β .

The fact that the function $f(\cdot)$ is decreasing leads to uniqueness of equilibrium. When there is strong strategic substitutability in actions, the function $f(\cdot)$ is decreasing and it has a very steep slope. In this case the equilibrium is unstable. In the remainder situations the equilibrium is stable. These results are summarized in the following corollary:

Corollary 7: *If $\tau_\eta = 0$, a SLE exists and is unique. The equilibrium is stable if and only if $\frac{4}{\gamma^2 \mu^2 \tau_u \tau_\varepsilon} > (1 - \rho) \rho$.*

Corollary 7 indicates that when ρ takes extreme values, near 1 or near zero, the equilibrium is stable. This is due to the fact that, when the value of ρ is

¹⁴An exception is when there is a unique unstable equilibrium (with strong strategic substitutability). Then a perturbation would induce divergence.

extreme, the classical public learning channel effect of a change in β on Ω^I is moderate. Note that, when ρ is near 0, the expression $\Omega^I = H(\tau^{*I}, \tau)$ indicates that the effect of τ on Ω^I is small. On the other hand, when ρ is near 1, the increase in the public precision, τ , due to a rise in β is small. This implies that in both cases the strategic substitutability in actions of informed traders is moderate, and hence, the equilibrium is stable.

Example 2: $\rho = 0$ (Ganguli and Yang (2009)).

If the private signal errors are uncorrelated, then

$$f(\beta) = \mu\gamma(\tau_\eta\beta^2 + \tau_\varepsilon) + (1 - \mu)\gamma\beta^2\tau_\eta,$$

$f(\cdot)$ is increasing in β and we have strategic complementarity. In this particular case we can explicitly obtain the equilibrium values for β .

Corollary 8: *Suppose that $\rho = 0$. If $1 < 4\tau_\varepsilon\tau_\eta\mu\gamma^2$, then a SLE does not exist. Otherwise, that is, if $1 \geq 4\tau_\varepsilon\tau_\eta\mu\gamma^2$, then we have the following equilibrium values for β :*

$$\beta_1 = \frac{1 - \sqrt{1 - 4\tau_\varepsilon\tau_\eta\mu\gamma^2}}{2\tau_\eta\gamma} \text{ and } \beta_2 = \frac{1 + \sqrt{1 - 4\tau_\varepsilon\tau_\eta\mu\gamma^2}}{2\tau_\eta\gamma}.$$

Moreover, the equilibrium with the lowest value of β is stable, whereas the other one is unstable.¹⁵

Corollary 8 shows that when private signals are very precise (τ_ε and τ_η high enough) there is no equilibrium. The intuition is the following. If τ_ε is high enough, although prices are almost not informative (β low), informed investors' weights on private information, Ω^I , and, hence, the average weight $f(\beta)$, are high. If this is combined with factors that favor strategic complementarities in actions (for instance, τ_η high enough), the result is that there is no intersection between the function $f(\cdot)$ and the 45-degree line, and hence, there is no equilibrium. Finally, to illustrate the results derived in Corollary 8, we plot the following figure:

¹⁵The stability analysis in the model of Ganguli and Yang (2009) has been performed by Chamley (2008b) and Heinemann (2010). Our result coincides with the one in Chamley (2008b). Note however that the lower equilibrium may be unstable under educative learning for some parameter configurations (see Heinemann (2010), and Guesnerie (2002) for a general overview of the concept). The lower equilibrium is always stable under adaptive learning and the higher one is not (see Heinemann (2010)).

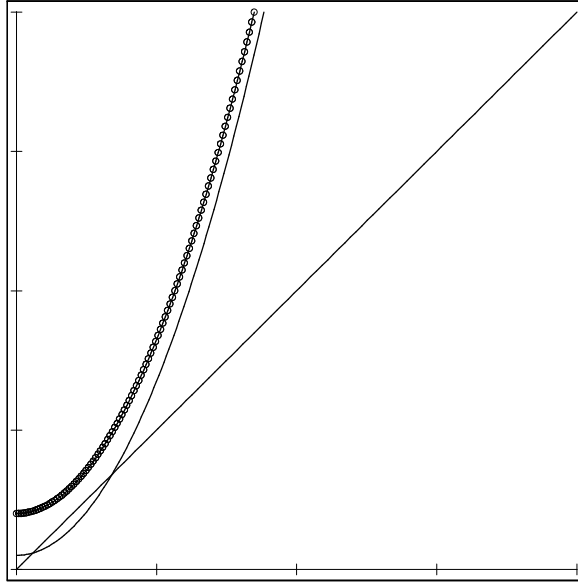


Figure 3. The function $f(\cdot)$ for $\tau_\varepsilon = 1$ (dotted curve) and $\tau_\varepsilon = \frac{1}{4}$ (solid curve), and the 45-degree line (with $\rho = 0$, $\tau_\eta = 1$, $\mu = \frac{1}{2}$ and $\gamma = 1$).

Figure 3 shows that the graph of the function $f(\cdot)$ for $\tau_\varepsilon = 1$ (dotted curve) is located above the 45-degree line. This implies that when $\tau_\varepsilon = 1$ there is no equilibrium. By contrast, the graph of the function $f(\cdot)$ for $\tau_\varepsilon = \frac{1}{4}$ (solid curve) intersects twice with the 45-degree line, and therefore, in this case there are two equilibria.

Example 3: $\rho = 1$ (a generalization of Grossman and Stiglitz (1980)).

In this model (similar to the model in Section 4.4 in Vives (2008)) there are informed (with traders receiving the same signal about v) and uninformed like in Grossman and Stiglitz (1980) but traders receive another piece of private information on noisy supply. In this case

$$f(\beta) = \gamma\tau_\varepsilon \left(\mu + (1 - \mu) \frac{1}{\Psi^{-1} + \tau_\varepsilon\tau_\eta^{-1}\beta^{-2}} \right),$$

where $\Psi = \frac{\tau_\eta}{\tau_u + \tau_\eta}$, $f(\cdot)$ is increasing in β and we have strategic complementarity.

Corollary 9: Suppose that $\rho = 1$. If $(1 - \mu)\Psi = 0$, there is a unique SLE. Otherwise,

if $\Psi - \mu(\Psi + 8) \leq 0$, or $\Psi - \mu(\Psi + 8) > 0$ and $\gamma \notin [\underline{\gamma}, \bar{\gamma}]$, there is a unique SLE,

if $\Psi - \mu(\Psi + 8) > 0$ and $\gamma = \underline{\gamma}$ or $\gamma = \bar{\gamma}$, there are two SLE,

if $\Psi - \mu(\Psi + 8) > 0$ and $\gamma \in (\underline{\gamma}, \bar{\gamma})$, there are three SLE,

$$\text{where } \underline{\gamma} = \sqrt{\frac{\Psi^2(\mu-1)^2 + \Psi 20\mu(1-\mu) - 8\mu^2 - (\Psi - \mu(\Psi + 8))\sqrt{\Psi(\mu-1)(8\mu - \Psi + \Psi\mu)}}{8\mu(\tau_u + \tau_\eta)\tau_\varepsilon(\Psi + \mu - \Psi\mu)^3}} \text{ and}$$

$$\bar{\gamma} = \sqrt{\frac{\Psi^2(\mu-1)^2 + \Psi 20\mu(1-\mu) - 8\mu^2 + (\Psi - \mu(\Psi + 8))\left(\sqrt{\Psi(\mu-1)(8\mu - \Psi + \Psi\mu)}\right)}{8\mu(\tau_u + \tau_\eta)\tau_\varepsilon(\Psi + \mu - \Psi\mu)^3}}.$$

Before interpreting the results stated in Corollary 9, we plot several figures illustrating the different situations when $\rho = 1$.

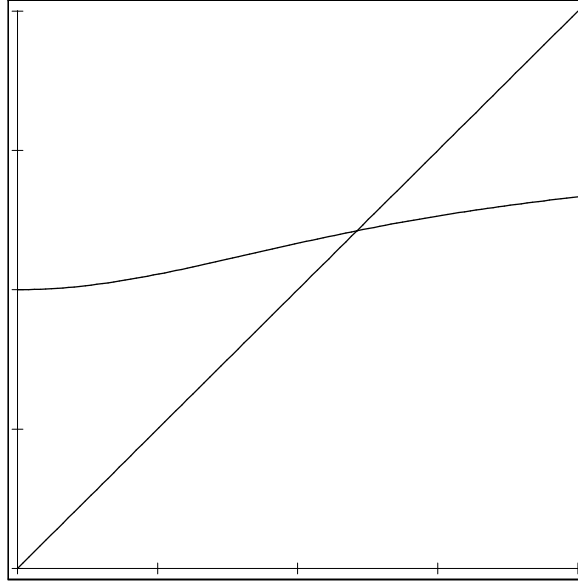


Figure 4. The function $f(\cdot)$ and the 45-degree line (with $\rho = 1$, $\tau_\eta = 1$, $\tau_u = 1$, $\mu = \frac{1}{2}$, $\tau_\varepsilon = 1$ and $\gamma = 1$).

In Figure 4, the selected parameter values satisfy $\Psi - \mu(\Psi + 8) < 0$. Consistent with Corollary 9 there is a unique equilibrium.

Figure 2 illustrates a particular case in which $\Psi - \mu(\Psi + 8) = 0$. As Corollary 9 indicates, in this case that independent of the value of γ , there is a unique equilibrium.

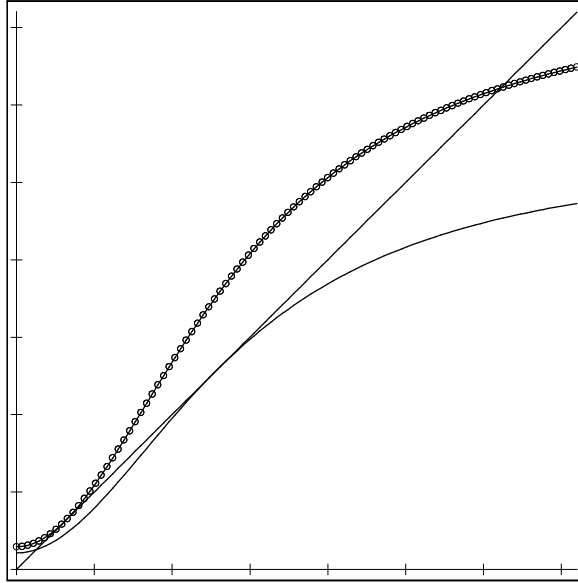


Figure 5. The function $f(\cdot)$ for $\gamma = \bar{\gamma} = 3.6503$ (dotted curve) and $\gamma = \underline{\gamma} = 2.6594$ (solid curve), where $\rho = 1$, $\tau_\eta = 1$, $\tau_u = 1$, $\mu = \frac{1}{50}$ and $\tau_\varepsilon = 1$.

Figure 5 shows that when $\Psi - \mu(\Psi + 8) > 0$ and the parameter γ takes the critical values, $\underline{\gamma}$ and $\bar{\gamma}$, there are two equilibria. Figure 1 shows that when $\gamma \notin (\underline{\gamma}, \bar{\gamma})$, there is a unique equilibrium, whereas when $\gamma \in (\underline{\gamma}, \bar{\gamma})$ there are three equilibria.

The intuition of the results is as follows. Notice that if $\rho = 1$, the price does not provide any extra information about v to informed traders, and consequently, informed investors only take into account their private signal about v . Hence, Ω^I does not vary with β . If μ is high enough or Ψ is low enough (because of τ_η is low or τ_u is high), on aggregate, strategic complementarities in actions are moderate and this leads to a unique equilibrium. Otherwise, if μ is low enough or Ψ is high enough, then the number of equilibria will depend on the investors' risk tolerance coefficient γ . Generically, there are three possibilities:

1) When γ is very high ($\gamma > \bar{\gamma}$), strategic complementarities are very strong and the function $f(\cdot)$ has a sharply increasing S-shape. It has a unique intersection with the 45-degree line in the upper branch of the S, and consequently, uniqueness of the equilibrium.

2) For a middle value of γ ($\gamma \in (\underline{\gamma}, \bar{\gamma})$), the S-shape increases more slowly and we get 3 intersections, and consequently, three equilibria.

3) If γ is very low ($\gamma < \underline{\gamma}$), strategic complementarities in actions are moderate. Hence, the function $f(\cdot)$ is increasing, but very flat. Consequently, there is a unique intersection, and hence, a unique equilibrium.

With regard to the stability of equilibria, since $f'(\cdot) > 0$ we know that regular extremal equilibria are stable and whenever there are three equilibria the middle one is unstable. In case of two *SLE*, there is one stable equilibrium

and one unstable equilibrium (with $f'(\beta) = 1$). Note that there can be a single equilibrium and be unstable (as in the middle branch in Figure 2).

Example 4: $\mu = 1$ (all the investors are informed about the liquidation value).

We have that

$$f(\beta) = \gamma \tau_\varepsilon \frac{\Psi \beta^2 (1 - \rho) + \frac{\tau_\varepsilon}{\tau_u + \tau_\eta}}{\beta^2 \rho (1 - \rho) + \frac{\tau_\varepsilon}{\tau_u + \tau_\eta}},$$

where $\Psi = \frac{\tau_\eta}{\tau_u + \tau_\eta}$, and $\text{sign}(f'(\beta)) = \text{sign}((\Psi - \rho)(1 - \rho))$. For $\rho < 1$ we have that $f'(\cdot) > 0$ if and only if $\Psi > \rho$. That is, if the correlation between u and u_i is large in relation to the correlation of private signal errors, then the private learning channel from prices dominates for informed investors ($\frac{\partial \Omega^I}{\partial \beta} > 0$).

Corollary 10: Suppose that $\mu = 1$. If $(\rho - \Psi)(1 - \rho) \geq 0$, then $f'(\cdot) < 0$ and there is a unique SLE. Otherwise,

if $\Psi - 9\rho \leq 0$, or if $\Psi - 9\rho > 0$ and $\gamma \notin [\underline{\gamma}, \bar{\gamma}]$, there is a unique SLE,

if $\Psi - 9\rho > 0$ and $\gamma = \underline{\gamma}$ or $\gamma = \bar{\gamma}$, there are two SLE,

if $\Psi - 9\rho > 0$ and $\gamma \in (\underline{\gamma}, \bar{\gamma})$, there are three SLE,

where

$$\underline{\gamma} = \sqrt{\frac{(18\rho\Psi - 27\rho^2 + \Psi^2) - (\Psi - 9\rho) \sqrt{(\Psi - 9\rho)(\Psi - \rho)}}{8(1 - \rho) \Psi^3 \tau_\varepsilon (\tau_u + \tau_\eta)}} \quad \text{and}$$

$$\bar{\gamma} = \sqrt{\frac{(18\rho\Psi - 27\rho^2 + \Psi^2) + (\Psi - 9\rho) \sqrt{(\Psi - 9\rho)(\Psi - \rho)}}{8(1 - \rho) \Psi^3 \tau_\varepsilon (\tau_u + \tau_\eta)}}.$$

Again, in order to illustrate results stated in Corollary 10, we plot several figures.

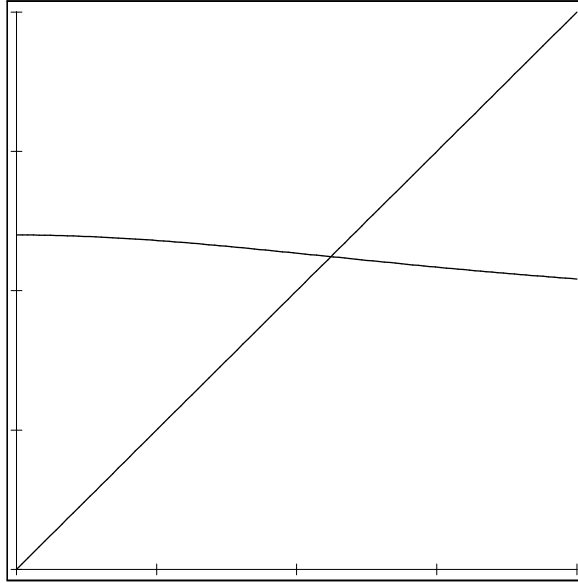


Figure 6. The function $f(\cdot)$ and the 45-line where $\mu = 1, \rho = \frac{2}{3}, \tau_\eta = 1,$
 $\tau_u = 1, \tau_\varepsilon = \frac{2}{5}$ and $\gamma = \frac{3}{2}$.

The parameters values used in Figure 6 satisfy $(\rho - \Psi)(1 - \rho) \geq 0$ and consistently with Corollary 10, investors' decisions are strategic substitutes, $f(\cdot)$ is decreasing, and there is a unique equilibrium.

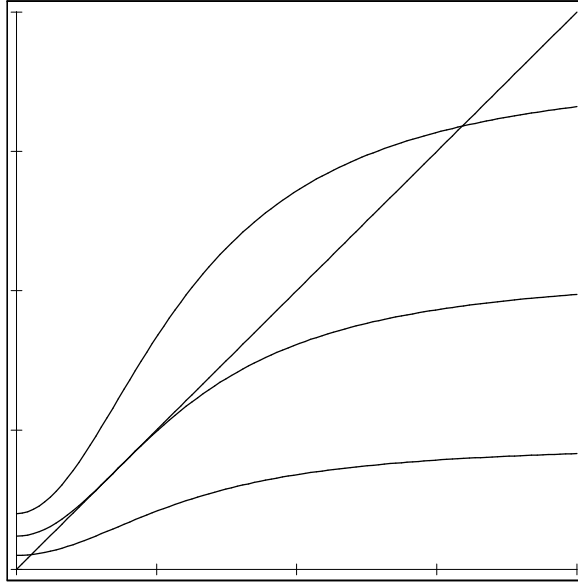


Figure 7. The function $f(\cdot)$ for $\gamma = \frac{1}{4}$, $\gamma = \underline{\gamma} = \bar{\gamma} = 0.59409$, and $\gamma = 1$, where $\mu = 1$, $\rho = \frac{1}{18}$, $\tau_\eta = 1$, $\tau_u = 1$ and $\tau_\varepsilon = 1$.

In Figure 7, the selected parameter values satisfy $\Psi - 9\rho = 0$. As Corollary 10 indicates, whenever $\Psi - 9\rho = 0$, independent of the value of γ , there is a unique equilibrium.

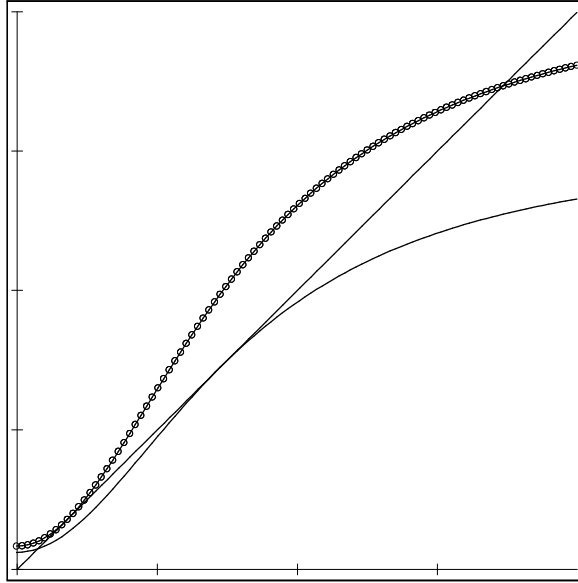


Figure 8. The function $f(\cdot)$ when $\gamma = \underline{\gamma} = 0.61215$ (solid curve) and when $\gamma = \bar{\gamma} = 0.83345$ (dotted curve), where $\mu = 1$, $\rho = \frac{1}{50}$, $\tau_\eta = 1$, $\tau_u = 1$ and $\tau_\varepsilon = \frac{2}{5}$.

In Figure 8, $\Psi - 9\rho > 0$ and the parameter γ takes the critical values, $\underline{\gamma}$ and $\bar{\gamma}$. In these cases there are two equilibria. For all $\gamma > \bar{\gamma}$ ($\gamma < \underline{\gamma}$), the graph of $f(\cdot)$ is located above (below) the dotted (solid) curve, and we get a unique intersection with the 45-degree line. For all $\gamma \in (\underline{\gamma}, \bar{\gamma})$, the graph of $f(\cdot)$ is located between the solid and the dotted curve and we will have three intersections with the 45-degree line. This is illustrated in Figure 9, assuming that $\gamma = 0.5$, $\gamma = 0.7$ and $\gamma = 1$.

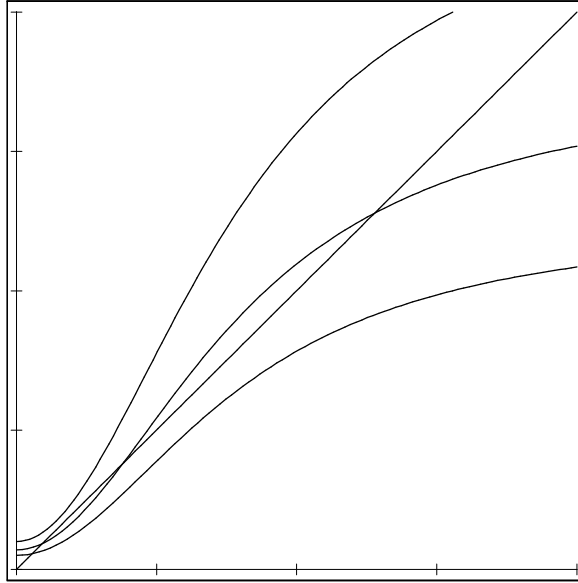


Figure 9. The function $f(\cdot)$ for $\gamma = 0.5$, $\gamma = 0.7$, and $\gamma = 1$, where $\mu = 1$, $\rho = \frac{1}{50}$, $\tau_\eta = 1$, $\tau_u = 1$ and $\tau_\varepsilon = \frac{2}{3}$.

From the last figure, we obtain that:

1) When γ is very high ($\gamma > \bar{\gamma}$), strategic complementarities in actions are very strong and the function $f(\cdot)$ has a sharply increasing S-shape. It has a unique intersection with the 45-degree line in the upper branch of the S, and consequently, uniqueness of the equilibrium.

2) For a middle value of γ ($\gamma \in (\underline{\gamma}, \bar{\gamma})$), the S-shape increases more slowly and we get 3 intersections, and consequently, three equilibria.

1) If γ is very low ($\gamma < \underline{\gamma}$), strategic complementarities in actions are moderate. Hence, the function $f(\cdot)$ is increasing but very flat. Consequently, it has a unique intersection, and hence, uniqueness of the equilibrium.

Let us examine the stability of equilibria.

Corollary 11: Suppose that $\mu = 1$, $0 < \rho < 1$ and $\Psi > 0$.

a) If $\rho \leq \Psi$, we have strategic complementarity, regular extremal equilibria are stable and whenever there are three equilibria the middle one is unstable. In case of two SLE, there is one stable equilibrium and one unstable equilibrium (with $f'(\beta) = 1$).

b) If $\Psi < \rho$, we have strategic substitutability and a unique equilibrium:

b.1) if $\Psi < \rho < 9\Psi$, the equilibrium is stable;

b.2) if $\rho > 9\Psi$, then if $\gamma \notin [\gamma_1, \gamma_2]$, the equilibrium is stable and if $\gamma \in$

$[\gamma_1, \gamma_2]$, the equilibrium is unstable, where

$$\gamma_1 = \sqrt{\frac{\rho \left(12\Psi^2 - 9\Psi\rho + \rho^2 + (4\Psi - \rho) \left(\sqrt{(\rho - 9\Psi)(\rho - \Psi)} \right) \right)}{\Psi^3 (1 - \rho) \left(5\rho - 9\Psi - 3\sqrt{(\rho - 9\Psi)(\rho - \Psi)} \right) \tau_\varepsilon (\tau_u + \tau_\eta)}} \text{ and}$$

$$\gamma_2 = \sqrt{\frac{\rho \left(12\Psi^2 - 9\Psi\rho + \rho^2 - (4\Psi - \rho) \sqrt{(\rho - 9\Psi)(\rho - \Psi)} \right)}{\Psi^3 (1 - \rho) \left(5\rho - 9\Psi + 3\sqrt{(\rho - 9\Psi)(\rho - \Psi)} \right) \tau_\varepsilon (\tau_u + \tau_\eta)}}.$$

Remark: When $\rho = 9\Psi$, the equilibrium is unique and stable for almost all the parameter values. Concretely, whenever $\gamma \neq \sqrt{\frac{3}{\tau_\varepsilon(\tau_u + \tau_\eta)\Psi(1-9\Psi)}}$, the stability of the equilibrium is guaranteed.

The results in this section confirm the parameter constellations that yield strategic substitutability, and uniqueness of equilibrium therefore. Those are when the fraction of informed traders is large (μ high) and the correlation among the private signal errors is high (ρ high), or when investors almost do not hold information about the aggregate supply (Ψ low). The same forces together with informed investors having a low risk-weighted information advantage on v ($\gamma\tau_\varepsilon$ low) push for low strategic complementarity. To those forces we should add the case where informed investors have a very precise information about v (τ_ε very high).

6 Concluding remarks

This paper suggests that the type of information observed by market participants affects the existence and the number of partially revealing rational expectations equilibria. Strong strategic complementarities in the actions of investors are the driver of multiplicity of equilibria. A necessary condition for multiplicity of equilibria is the presence of multiple sources of asymmetric information, leading to a private learning channel from public signals. This channel induces strategic complementarities in the actions of investors and when it is strong enough it overpowers the classical effect of more public information implying less weight on private signals, leading to strategic substitutability in actions.

Several extensions are left for future research. A first one is to develop the welfare analysis in our market. A second one is to explore the dynamic implications of the model. A third one is to develop the analysis in a framework with strategic traders instead of price-taking ones.

7 Appendix

Proof of Proposition 1: Consider informed trader i . Suppose that she conjectures the functional form of the price given by (1). The maximization problem of this

investor is

$$\max_{x_i^I} E(-e^{-\frac{1}{\gamma}W_i^I} | s_i, u_i, p),$$

which is equivalent to

$$\max_{x_i^I} E(W_i^I | s_i, u_i, p) - \frac{1}{2\gamma} \text{var}(W_i^I | s_i, u_i, p).$$

Using the expression of the final wealth of this agent, we have

$$\begin{aligned} E(W_i^I | s_i, u_i, p) &= E(v | s_i, u_i, p)u_i + (E(v | s_i, u_i, p) - p)x_i^I \text{ and} \\ \text{var}(W_i^I | s_i, u_i, p) &= (x_i^I + u_i)^2 \text{var}(v | s_i, u_i, p). \end{aligned}$$

Substituting these expressions in the objective function and maximizing with respect to x_i^I , the first order condition implies that

$$x_i^I = \gamma \frac{E(v | s_i, u_i, p) - p - \frac{1}{\gamma} \text{var}(v | s_i, u_i, p)u_i}{\text{var}(v | s_i, u_i, p)}. \quad (9)$$

Applying standard normal theory, we have

$$\begin{aligned} E(v | s_i, u_i, p) &= \\ = \bar{v} + \frac{\tau_\varepsilon^2 A_2^2 (s_i - \bar{v}) + (1-\rho)\tau_\varepsilon\tau_\eta A_1 A_2 (u_i - \bar{u}) + (1-\rho)(\tau_u + \tau_\eta)\tau_\varepsilon A_1 (p - (A_0 + A_1 \bar{v} - A_2 \bar{u}))}{(\tau_\varepsilon + \rho\tau_v)(1-\rho)(\tau_u + \tau_\eta)A_1^2 + \tau_\varepsilon(\tau_v + \tau_\varepsilon)A_2^2} \text{ and} \end{aligned}$$

$$(\tau^I)^{-1} = \text{var}(v | s_i, u_i, p) = \frac{\tau_\varepsilon A_2^2 + \rho(1-\rho)(\tau_u + \tau_\eta)A_1^2}{(\tau_\varepsilon + \rho\tau_v)(1-\rho)(\tau_u + \tau_\eta)A_1^2 + \tau_\varepsilon(\tau_v + \tau_\varepsilon)A_2^2}.$$

Substituting these expressions into (9), we get

$$x_i^I = B_0 - B_1 u_i - B_2 p + B_3 s_i,$$

with

$$\begin{aligned} B_0 &= \gamma \left(\tau_v \bar{v} + \frac{(1-\rho)\tau_\varepsilon A_1 (- (\tau_u + \tau_\eta) A_0 + \tau_u A_2 \bar{u})}{\rho(1-\rho)(\tau_u + \tau_\eta)A_1^2 + \tau_\varepsilon A_2^2} \right), \\ B_1 &= 1 - \frac{\gamma(1-\rho)\tau_\varepsilon\tau_\eta A_1 A_2}{\rho(1-\rho)(\tau_u + \tau_\eta)A_1^2 + \tau_\varepsilon A_2^2}, \\ B_2 &= \gamma \frac{(1-\rho)(\tau_u + \tau_\eta)(A_1(\tau_\varepsilon + \rho\tau_v) - \tau_\varepsilon)A_1 + A_2^2 \tau_\varepsilon(\tau_v + \tau_\varepsilon)}{\rho(1-\rho)(\tau_u + \tau_\eta)A_1^2 + \tau_\varepsilon A_2^2} \text{ and} \\ B_3 &= \gamma \frac{\tau_\varepsilon^2 A_2^2}{\rho(1-\rho)(\tau_u + \tau_\eta)A_1^2 + \tau_\varepsilon A_2^2}. \end{aligned}$$

Consider now uninformed trader j . Suppose that he conjectures that the price has the functional form given in (1). The maximization problem of this investor is

$$\max_{x_j^U} E(-e^{-\frac{1}{\gamma}W_j^U} | u_j, p),$$

which is equivalent to the following maximization problem:

$$\max_{x_j^U} E(W_j^U | u_j, p) - \frac{1}{2\gamma} \text{var}(W_j^U | u_j, p).$$

Using the expression of the final wealth of this agent, we have

$$\begin{aligned} E(W_j^U | u_j, p) &= E(v | u_j, p) u_j + (E(v | u_j, p) - p) x_j^U \text{ and} \\ \text{var}(W_j^U | u_j, p) &= (x_j^U + u_j)^2 \text{var}(v | u_j, p). \end{aligned}$$

Substituting these expressions in the objective function and maximizing with respect to x_j^U , the first order condition implies that

$$x_j^U = \gamma \frac{E(v | u_j, p) - p - \frac{1}{\gamma} \text{var}(v | u_j, p) u_j}{\text{var}(v | u_j, p)}. \quad (10)$$

Again applying standard normal theory, we obtain

$$\begin{aligned} E(v | u_j, p) &= \bar{v} + \frac{\tau_\varepsilon \tau_\eta A_2 A_1 (u_j - \bar{u}) + (\tau_u + \tau_\eta) \tau_\varepsilon A_1 (p - (A_0 + A_1 \bar{v} - A_2 \bar{u}))}{(\tau_\varepsilon + \rho \tau_v) (\tau_u + \tau_\eta) A_1^2 + \tau_v \tau_\varepsilon A_2^2}, \\ (\tau^U)^{-1} &= \text{var}(v | u_j, p) = \frac{(A_2^2 \tau_\varepsilon + A_1^2 \rho (\tau_u + \tau_\eta))}{(\tau_\varepsilon + \rho \tau_v) (\tau_u + \tau_\eta) A_1^2 + \tau_v \tau_\varepsilon A_2^2}. \end{aligned}$$

Plugging these expressions into (10), we have

$$x_j^U = C_0 - C_1 u_j - C_2 p,$$

with

$$\begin{aligned} C_0 &= \gamma \left(\tau_v \bar{v} + \frac{\tau_u \tau_\varepsilon \bar{u} A_1 A_2 - \tau_\varepsilon (\tau_u + \tau_\eta) A_1 A_0}{\rho (\tau_u + \tau_\eta) A_1^2 + \tau_\varepsilon A_2^2} \right), \\ C_1 &= 1 - \frac{\gamma \tau_\eta \tau_\varepsilon A_1 A_2}{\rho (\tau_u + \tau_\eta) A_1^2 + \tau_\varepsilon A_2^2} \text{ and} \\ C_2 &= \gamma \frac{(\tau_u + \tau_\eta) ((\tau_\varepsilon + \rho \tau_v) A_1 - \tau_\varepsilon) A_1 + \tau_v \tau_\varepsilon A_2^2}{\rho (\tau_u + \tau_\eta) A_1^2 + \tau_\varepsilon A_2^2}. \end{aligned}$$

Using the optimal demands for all investors, the market clearing condition implies that

$$p = \frac{\mu B_0 + (1 - \mu) C_0 - (\mu B_1 + (1 - \mu) C_1) u + \mu B_3 (v + \tilde{\varepsilon})}{\mu B_2 + (1 - \mu) C_2}.$$

Equating coefficients according to (1)

$$A_0 = \frac{\mu B_0 + (1 - \mu) C_0}{\mu B_2 + (1 - \mu) C_2}, \quad (11)$$

$$A_1 = \frac{\mu B_3}{\mu B_2 + (1 - \mu) C_2} \text{ and} \quad (12)$$

$$A_2 = \frac{\mu B_1 + (1 - \mu) C_1}{\mu B_2 + (1 - \mu) C_2}. \quad (13)$$

Using the expressions of the coefficients B 's and C 's, we have

$$\frac{A_1}{A_2} = \frac{\mu\gamma \frac{\tau_\varepsilon^2 A_2^2}{\rho(1-\rho)(\tau_u+\tau_\eta)A_1^2+\tau_\varepsilon A_2^2}}{1 - \tau_\varepsilon \tau_\eta \gamma \left(\mu \frac{(1-\rho)}{\rho(1-\rho)(\tau_u+\tau_\eta)A_1^2+\tau_\varepsilon A_2^2} + (1-\mu) \frac{1}{\rho(\tau_u+\tau_\eta)A_1^2+\tau_\varepsilon A_2^2} \right) A_1 A_2}.$$

Let $\beta = \frac{A_1}{A_2}$. Using the previous equality, we have that β is a root of the following polynomial

$$P(\beta) = c_5\beta^5 + c_4\beta^4 + c_3\beta^3 + c_2\beta^2 + c_1\beta + c_0,$$

where

$$\begin{aligned} c_5 &= \rho^2 (1-\rho) (\tau_u + \tau_\eta)^2, \\ c_4 &= \rho(\rho-1) \tau_\varepsilon \tau_\eta (\tau_u + \tau_\eta) \gamma, \\ c_3 &= \rho(2-\rho) (\tau_u + \tau_\eta) \tau_\varepsilon, \\ c_2 &= -\tau_\varepsilon^2 \gamma (\tau_\eta + \rho\mu\tau_u), \\ c_1 &= \tau_\varepsilon^2, \text{ and} \\ c_0 &= -\mu\gamma\tau_\varepsilon^3. \end{aligned}$$

Straightforward computations yield that β is a zero of the polynomial $P(\beta)$ if and only if β is a solution of the fixed-point equation stated in this proposition. The result related to the existence of a *SLE* is trivial. It follows from the fact that $f(0) = \gamma\mu\tau_\varepsilon > 0$ and $\lim_{\beta \rightarrow \infty} f(\beta) < \infty$ whenever $\rho \neq 0$.

Next, we derive the expressions of A_2 , A_1 and A_0 as functions of β . Using the expressions of the coefficients B 's and C 's, from (13), direct computations yield the desired expression for A_2 .

Concerning the expression of A_1 , notice that substituting the expression of τ^I and τ^U in $1 - \frac{\tau_v}{(\mu\tau^I + (1-\mu)\tau^U)}$ and we obtain

$$1 - \frac{\tau_v}{\mu\tau^I + (1-\mu)\tau^U} = \frac{\mu \frac{(A_1^2(\tau_u+\tau_\eta)(1-\rho)+\tau_\varepsilon A_2^2)\tau_\varepsilon}{\rho(1-\rho)(\tau_u+\tau_\eta)A_1^2+\tau_\varepsilon A_2^2} + (1-\mu) \frac{(\tau_u+\tau_\eta)A_1^2\tau_\varepsilon}{\rho(\tau_u+\tau_\eta)A_1^2+\tau_\varepsilon A_2^2}}{\tau_v + \mu \frac{(A_1^2(\tau_u+\tau_\eta)(1-\rho)+\tau_\varepsilon A_2^2)\tau_\varepsilon}{\rho(1-\rho)(\tau_u+\tau_\eta)A_1^2+\tau_\varepsilon A_2^2} + (1-\mu) \frac{(\tau_u+\tau_\eta)A_1^2\tau_\varepsilon}{\rho(\tau_u+\tau_\eta)A_1^2+\tau_\varepsilon A_2^2}}.$$

Using (12),

$$\begin{aligned} & \mu \frac{\tau_\varepsilon^2 A_2^2}{\rho(1-\rho)(\tau_u+\tau_\eta)A_1^2+\tau_\varepsilon A_2^2} = \\ & A_1 \left(\frac{\mu((1-\rho)(\tau_u+\tau_\eta)(\tau_\varepsilon(A_1-1)+\rho\tau_v A_1)A_1+A_2^2\tau_\varepsilon(\tau_v+\tau_\varepsilon))}{\rho(1-\rho)(\tau_u+\tau_\eta)A_1^2+\tau_\varepsilon A_2^2} + \frac{(1-\mu)((\tau_u+\tau_\eta)((\tau_\varepsilon+\rho\tau_v)A_1-\tau_\varepsilon)A_1+\tau_v\tau_\varepsilon A_2^2)}{\rho(\tau_u+\tau_\eta)A_1^2+\tau_\varepsilon A_2^2} \right). \end{aligned}$$

Substituting this expression in the RHS of the previous equality we obtain

$$1 - \frac{\tau_v}{\mu\tau^I + (1-\mu)\tau^U} = A_1.$$

In relation to the expression of A_0 , note from (11) and taking into account the expressions of A_1 and A_2 , we obtain the desired formula for A_0 .

Finally, concerning the upper bound for the number of *SLE*, we have that the number of *SLE* is the same as the number of the roots of the polynomial $P(\beta)$. Notice that if ρ is either 0 or 1, then $P(\beta)$ has degree two or three. Therefore, the result is trivial. Suppose that $\rho \neq 0, 1$. By virtue of Rolle's Theorem, to

show the result it is enough to prove that there exists a unique β such that $P''(\beta) = 0$. Differentiating $P(\cdot)$ we obtain

$$\begin{aligned} P''(\beta) &= 20c_5\beta^3 + 12c_4\beta^2 + 6c_3\beta + 2c_2 \text{ and} \\ P'''(\beta) &= 60c_5\beta^2 + 24c_4\beta + 6c_3. \end{aligned}$$

We distinguish three cases:

Case 1: $2\gamma^2(1-\rho)\tau_\varepsilon\tau_\eta^2 < 5(2-\rho)\rho(\tau_u + \tau_\eta)$.

In this case $P'''(\beta)$ hasn't real roots. The fact that $c_3 > 0$ implies that $P'''(\beta) > 0$ for all β , and consequently, $P''(\beta)$ is strictly increasing. Moreover, since $\lim_{\beta \rightarrow -\infty} P''(\beta) = -\infty$ and $\lim_{\beta \rightarrow +\infty} P''(\beta) = +\infty$, we conclude that in this case $P''(\beta)$ has a unique real root.

Case 2: $2\gamma^2(1-\rho)\tau_\varepsilon\tau_\eta^2 = 5(2-\rho)\rho(\tau_u + \tau_\eta)$.

In this case $P'''(\beta)$ has a unique real root, denoted by β' . The fact that $c_3 > 0$ implies that $P'''(\beta) > 0$ for all $\beta \neq \beta'$, and consequently, $P''(\beta)$ is strictly increasing for all $\beta \neq \beta'$. As before, since $\lim_{\beta \rightarrow -\infty} P''(\beta) = -\infty$ and $\lim_{\beta \rightarrow +\infty} P''(\beta) = +\infty$, we conclude that in this case $P''(\beta)$ has a unique real root.

Case 3: $2\gamma^2(1-\rho)\tau_\varepsilon\tau_\eta^2 > 5(2-\rho)\rho(\tau_u + \tau_\eta)$.

In this case $P'''(\beta)$ has two real roots, given by:

$$\beta_1 = \frac{2\tau_\varepsilon\tau_\eta(1-\rho)\gamma - \sqrt{2}\sqrt{(1-\rho)\tau_\varepsilon(\tau_\varepsilon 2\tau_\eta^2\gamma^2(1-\rho) - 5\rho(\tau_u + \tau_\eta)(2-\rho))}}{10(1-\rho)\rho(\tau_u + \tau_\eta)}$$

and

$$\beta_2 = \frac{2\tau_\varepsilon\tau_\eta(1-\rho)\gamma + \sqrt{2}\sqrt{(1-\rho)\tau_\varepsilon(\tau_\varepsilon 2\tau_\eta^2\gamma^2(1-\rho) - 5\rho(\tau_u + \tau_\eta)(2-\rho))}}{10(1-\rho)\rho(\tau_u + \tau_\eta)},$$

where β_1 is a local maximum of $P''(\beta)$. Using the fact that $\tau_\varepsilon > \frac{5(2-\rho)(\tau_u + \tau_\eta)\rho}{2\gamma^2(1-\rho)\tau_\eta^2}$, and after some tedious computations, we obtain that $P''(\beta_1) < 0$. Hence, we have that $P''(\beta)$ has a unique root. ■

Proof of Proposition 3: a) In order to prove uniqueness, it suffices to show that the inequality given in the statement of the corollary guarantees that the function $f(\beta)$ is decreasing for all $\beta \geq 0$. Doing some computations we have that $f'(\beta) \leq 0$ is equivalent to $\left(\frac{\beta^2\rho(\tau_u + \tau_\eta)(1-\rho) + \tau_\varepsilon}{\beta^2\rho(\tau_u + \tau_\eta) + \tau_\varepsilon}\right)^2 \leq \mu \frac{(\rho\tau_u - \tau_\eta + \rho\tau_\eta)(1-\rho)}{(1-\mu)\tau_\eta}$, or using the expression of Ψ , $\left(\frac{\beta^2\rho(\tau_u + \tau_\eta)(1-\rho) + \tau_\varepsilon}{\beta^2\rho(\tau_u + \tau_\eta) + \tau_\varepsilon}\right)^2 \leq \mu \frac{(\rho\Psi^{-1} - 1)(1-\rho)}{(1-\mu)}$. The expression in the LHS of this inequality is a decreasing function in β , whenever $\beta \geq 0$. Hence, we get that $\left(\frac{\beta^2\rho(\tau_u + \tau_\eta)(1-\rho) + \tau_\varepsilon}{\beta^2\rho(\tau_u + \tau_\eta) + \tau_\varepsilon}\right)^2 \leq 1$. Thus, if the inequality $1 \leq \mu \frac{(\rho\Psi^{-1} - 1)(1-\rho)}{(1-\mu)}$ holds, we can assure that $f(\beta)$ is decreasing for all $\beta \geq 0$.

b) Recall that $\frac{\partial \Omega^U}{\partial \beta} = \gamma \frac{2\tau_\eta \tau_\varepsilon^2 \beta}{(\tau_\varepsilon + \beta^2 \rho (\tau_u + \tau_\eta))^2}$. Differentiating the expression we obtain:

$$\frac{\partial}{\partial \beta} \left(\frac{\partial \Omega^U}{\partial \beta} \right) = 2 \frac{(\tau_\varepsilon - 3\rho\beta^2 (\tau_u + \tau_\eta)) \gamma \tau_\varepsilon^2 \tau_\eta}{(\tau_\varepsilon + \beta^2 \rho (\tau_u + \tau_\eta))^3}.$$

Hence, $\beta = \sqrt{\frac{\tau_\varepsilon}{3\rho(\tau_u + \tau_\eta)}}$ is a maximum. At this point $\frac{\partial \Omega^U}{\partial \beta} = \frac{9}{8} \left(\sqrt{\frac{1}{3\rho} \frac{\tau_\varepsilon}{\tau_u + \tau_\eta}} \right) \tau_\eta \gamma$.

Therefore, if $\frac{9}{8} \left(\sqrt{\frac{1}{3\rho} \frac{\tau_\varepsilon}{\tau_u + \tau_\eta}} \right) \tau_\eta \gamma \leq 1$, or equivalently, $\frac{27}{64} \frac{\tau_\eta^2 \tau_\varepsilon \gamma^2}{(\tau_u + \tau_\eta) \rho} < 1$, then $\frac{\partial \Omega^U}{\partial \beta} < 1$. As $\frac{\partial \Omega^I}{\partial \beta} \leq \frac{\partial \Omega^U}{\partial \beta}$ always holds, we get that $f'(\beta) = \mu \frac{\partial \Omega^I}{\partial \beta} + (1 - \mu) \frac{\partial \Omega^U}{\partial \beta} < 1$ for all β , which warrants uniqueness of equilibrium. ■

Next, we state a lemma that will be applied in the proof of Corollary 5.

Lemma A.1. Let $z \sim N(0, \Sigma)$ and $W = c + bz + z'Az$, where $c \in R$, $b \in R^n$, and A is an $n \times n$ matrix. Then, if $\Sigma^{-1} + 2\rho A$ is positive definite, then

$$E(e^{-\rho W}) = -|\Sigma|^{-1/2} |\Sigma^{-1} + 2\rho A|^{-1/2} \exp\left(-\rho \left(c - \frac{1}{2}\rho b' (\Sigma^{-1} + 2\rho A)^{-1} b\right)\right)$$

Proof. See Danthine and Moresi (1993). ■

Proof of Corollary 5: First, we derive the ex-ante expected utility function for an uninformed trader first. Recall that the combination of CARA utility functions and the normality assumption implies that

$$E(U(W_j^U)|u_j, p) = -e\left(-\frac{1}{\gamma}(E(W_j^U|u_j, p) - \frac{1}{2\gamma} \text{var}(W_j^U|u_j, p))\right).$$

Using the expression of the final wealth of this agent and (10), we have

$$E(U(W_j^U)|u_j, p) = -e\left(-\left(\frac{1}{\gamma} p u_j + \frac{1}{2} \frac{(E(v|u_j, p) - p)^2}{\text{var}(v|u_j, p)}\right)\right).$$

Let $z_1 = p - E(p|u_j)$, where $E(p|u_j) = A_0 + A_1 \bar{v} - A_2 \left(\bar{u} + \frac{\tau_\eta}{\tau_u + \tau_\eta} (u_j - \bar{u})\right)$.

Using the expression of $E(v|u_j, p)$ and τ^U , the previous conditional expected utility can be written as:

$$E(U(W_j^U)|u_j) = -E(e^{-(c + bz_1 + Az_1^2)}|u_j),$$

where

$$\begin{aligned} A &= \frac{1}{2} \tau^U \left(\frac{1}{\tau^U} A_1 \tau_\varepsilon \frac{\tau_u + \tau_\eta}{A_2^2 \tau_\varepsilon + \rho A_1^2 (\tau_u + \tau_\eta)} - 1 \right)^2, \\ b &= \frac{1}{\gamma} u_j + \tau^U \left(\frac{A_1}{\tau^U} \tau_\varepsilon \frac{\tau_u + \tau_\eta}{A_2^2 \tau_\varepsilon + \rho A_1^2 (\tau_u + \tau_\eta)} - 1 \right) (\bar{v} - E(p|u_j)), \text{ and} \\ c &= u_j \frac{1}{\gamma} E(p|u_j) + \frac{1}{2} \tau^U (\bar{v} - E(p|u_j))^2. \end{aligned}$$

Conditional on u_j , z_1 is normally distributed with zero mean and variance

$$\Sigma = \text{var}(z_1|u_j) = A_1^2 \left(\frac{1}{\tau_v} + \rho \frac{1}{\tau_\varepsilon} \right) + A_2^2 \frac{1}{(\tau_u + \tau_\eta)} = \frac{(A_2^2 \tau_\varepsilon + A_1^2 \rho (\tau_u + \tau_\eta)) \tau^U}{(\tau_u + \tau_\eta) \tau_v \tau_\varepsilon}.$$

Since $\Sigma^{-1} + 2A > 0$, we can apply the Lemma A.1 and using the expression of τ^U , we obtain

$$E(U(W_j^U)|u_j) = - \frac{e(-(\hat{c} + \hat{b}u_j + \hat{A}u_j^2))}{\left(\frac{\tau^U (\tau_u + \tau_\eta) (\tau_\varepsilon (A_1 - 1)^2 + \rho A_1^2 \tau_v) + A_2^2 \tau_v \tau_\varepsilon}{(\tau_u + \tau_\eta) \tau_v \tau_\varepsilon} \right)^{1/2}},$$

where

$$\hat{A} = - \frac{A_2^2 \tau_\varepsilon + A_1^2 \rho (\tau_u + \tau_\eta) - \tau_\varepsilon \tau_\eta A_2 \gamma \left(\frac{\gamma A_2 \tau_v \tau_\eta}{(\tau_u + \tau_\eta)} + 2(A_1 - 1) \right)}{2 \left((\tau_u + \tau_\eta) \left(\tau_\varepsilon (A_1 - 1)^2 + \rho A_1^2 \tau_v \right) + A_2^2 \tau_v \tau_\varepsilon \right) \gamma^2},$$

$$\hat{b} = \frac{\tau_\varepsilon \left(A_2 \bar{v} \frac{\tau_u}{(\tau_u + \tau_\eta)} - A_0 \right) \left((\tau_u + \tau_\eta) (A_1 - 1) + \gamma A_2 \tau_v \tau_\eta \right) + \bar{v} \tau_v \left(A_1^2 \rho (\tau_u + \tau_\eta) - \tau_\varepsilon A_2 (\tau_\eta \gamma (A_1 - 1) - A_2) \right)}{(\tau_u + \tau_\eta) \left(\tau_\varepsilon (A_1 - 1)^2 + \rho A_1^2 \tau_v \right) + A_2^2 \tau_v \tau_\varepsilon} \gamma$$

and

$$\hat{c} = \frac{(\tau_u + \tau_\eta) \tau_v \tau_\varepsilon \left(\bar{v} - A_0 - A_1 \bar{v} + A_2 \frac{\tau_u}{\tau_u + \tau_\eta} \bar{u} \right)^2}{2 \left((\tau_u + \tau_\eta) \left(\tau_\varepsilon (A_1 - 1)^2 + \rho A_1^2 \tau_v \right) + A_2^2 \tau_v \tau_\varepsilon \right)}.$$

Hence, the ex-ante expected utility function for the uninformed trader is given by

$$E(U(W_j^U)) = - \frac{E \left(e(-(\hat{c} + \hat{b}u_j + \hat{A}u_j^2)) \right)}{\left(\frac{\tau^U (\tau_u + \tau_\eta) (\tau_\varepsilon (A_1 - 1)^2 + \rho A_1^2 \tau_v) + A_2^2 \tau_v \tau_\varepsilon}{(\tau_u + \tau_\eta) \tau_v \tau_\varepsilon} \right)^{1/2}}. \quad (14)$$

Performing similar computations as above, we obtain that the ex-ante expected utility function for an informed trader is given by

$$E(U(W_i^I)) = - \frac{E \left(e(-(\hat{c} + \hat{b}u_i + \hat{A}u_i^2)) \right)}{\left(\frac{\tau^I (\tau_u + \tau_\eta) (\tau_\varepsilon (A_1 - 1)^2 + \rho A_1^2 \tau_v) + A_2^2 \tau_v \tau_\varepsilon}{\tau_\varepsilon \tau_v (\tau_u + \tau_\eta)} \right)^{1/2}}.$$

Using the fact that u_i and u_j are identically distributed, from the previous equality and (14), it follows that $R(\mu) = \left(\frac{\tau^U}{\tau^I} \right)^{1/2}$. ■

Proof of Proposition 6: Using Corollary 5, the expressions of τ^U , τ^I and the chain rule, we have

$$R'(\mu) = \frac{1}{2} \left(\frac{\tau^U}{\tau^I} \right)^{1/2} 2 \frac{(\tau_\varepsilon (\tau_\varepsilon + \tau_v \rho (2 - \rho)) + \beta^2 2 \rho (\tau_u + \tau_\eta) (1 - \rho) (\tau_\varepsilon + \rho \tau_v)) (\tau_u + \tau_\eta) \beta \tau_\varepsilon^3}{(\beta^2 (\tau_u + \tau_\eta) (1 - \rho) (\tau_\varepsilon + \rho \tau_v) + \tau_\varepsilon (\tau_v + \tau_\varepsilon))^2 (\tau_\varepsilon + \beta^2 \rho (\tau_u + \tau_\eta))^2} \beta'(\mu).$$

Since in equilibrium $\beta > 0$, it follows that $\text{sign}(R'(\mu)) = \text{sign}(\beta'(\mu))$. In an equilibrium $\beta - f(\beta) = 0$. When the equilibrium is regular, we can apply the Implicit Function Theorem and we obtain $\frac{\partial \beta}{\partial \mu} = \frac{\frac{\partial}{\partial \mu} f(\beta)}{1 - f'(\beta)}$. Using the fact that $\frac{\partial f}{\partial \mu} > 0$, it follows that $\text{sign}(R'(\mu)) = \text{sign}(1 - f'(\beta))$. ■

Proof of Corollary 7: Using the expression of $f(\cdot)$, we obtain that, when $\rho(1 - \rho) = 0$, $f(\cdot)$ is a constant function, and obviously, in this case there is one equilibrium and it is stable. Suppose now that $\rho(1 - \rho) \neq 0$. In this case $f(\cdot)$ is a decreasing function. Taking into account this fact, and that $f(0) > 0$ and $\lim_{\beta \rightarrow \infty} f(\beta) = 0$, it follows that the equilibrium is unique. Concerning the stability of the equilibrium notice that, differentiating $f(\beta)$ and evaluating at the fixed point, we obtain $f'(\beta) = -\frac{2(1-\rho)\tau_u\beta^2\rho}{\beta^2\rho\tau_u(1-\rho)+\tau_\varepsilon} < 0$. The stability of the equilibrium requires that $-f'(\beta) < 1$. Direct computations yield that the previous inequality is satisfied if and only if the equilibrium value of β satisfies $\beta < \sqrt{\frac{\tau_\varepsilon}{(1-\rho)\tau_u\rho}}$, or equivalently, $\sqrt{\frac{\tau_\varepsilon}{(1-\rho)\tau_u\rho}} > f(\sqrt{\frac{\tau_\varepsilon}{(1-\rho)\tau_u\rho}})$, since the function $\beta - f(\beta)$ is increasing, which is equivalent to $\frac{4}{\gamma^2\mu^2\tau_u\tau_\varepsilon} > (1 - \rho)\rho$. ■

Proof of Corollary 8: When $\rho = 0$, we have

$$\beta = f(\beta) = \mu\gamma(\tau_\eta\beta^2 + \tau_\varepsilon) + (1 - \mu)\gamma\beta^2\tau_\eta,$$

or equivalently,

$$P(\beta) = \gamma\tau_\eta\beta^2 - \beta + \gamma\mu\tau_\varepsilon = 0.$$

Notice that $P(\beta)$ is a polynomial of degree 2 in β . Therefore, we can explicitly compute the roots of this polynomial. If $1 < 4\tau_\varepsilon\tau_\eta\mu\gamma^2$, the polynomial $P(\beta)$ has no real roots and, hence, we conclude that a *SLE* does not exist. Otherwise, that is, if $1 \geq 4\tau_\varepsilon\tau_\eta\mu\gamma^2$, then β_1 and β_2 are the roots of $P(\beta)$, whose expressions are given in the statement of this corollary.

In relation to stability, straightforward computations yield $0 < f'(\beta_1) < 1$ and $f'(\beta_2) > 1$. Consequently, the equilibrium with the lowest value of β is stable and the other equilibrium is unstable. ■

Proof of Corollary 9: Recall that in this case the fixed-point equation can be written as

$$\beta = f(\beta) = \gamma\tau_\varepsilon \left(\mu + (1 - \mu) \frac{1}{\Psi^{-1} + \tau_\varepsilon\tau_\eta^{-1}\beta^{-2}} \right),$$

where $\Psi = \frac{\tau_\eta}{\tau_u + \tau_\eta}$. Differentiating $f(\beta)$, we obtain

$$f'(\beta) = (1 - \mu) \gamma\tau_\varepsilon^2\tau_\eta \frac{2\Psi^2\beta}{(\Psi\tau_\varepsilon + \beta^2\tau_\eta)^2}.$$

Notice that if $(1-\mu)\Psi = 0$, then the equilibrium is unique since $f(\beta)$ is constant. Suppose that $(1-\mu)\Psi \neq 0$. From the fixed-point equation, we have that for a solution

$$\gamma = \frac{\beta}{\tau_\varepsilon \left(\mu + (1-\mu) \frac{1}{\Psi^{-1} + \tau_\varepsilon \tau_\eta^{-1} \beta^{-2}} \right)}. \quad (15)$$

Substituting this expression in the formula of $f'(\beta)$, we get

$$f'(\beta) = (1-\mu) \frac{2\beta^2 \tau_\varepsilon \tau_\eta \Psi^2}{\left(\mu + (1-\mu) \frac{1}{\Psi^{-1} + \tau_\varepsilon \tau_\eta^{-1} \beta^{-2}} \right) (\Psi \tau_\varepsilon + \beta^2 \tau_\eta)^2}.$$

We ask under what conditions there exists a fixed point such that $f'(\beta) = 1$. Let $z = \beta^2$, the previous equality is equivalent to

$$z^2 (\Psi \mu - \mu - \Psi) + z \frac{\tau_\varepsilon}{\tau_u + \tau_\eta} (\Psi - 2\mu - \Psi \mu) - \left(\frac{\tau_\varepsilon}{\tau_u + \tau_\eta} \right)^2 \mu = 0. \quad (16)$$

The polynomial in the LHS has a discriminant equal to $\Psi \left(\frac{\tau_\varepsilon}{\tau_u + \tau_\eta} \right)^2 (1-\mu) (\Psi - \mu (\Psi + 8))$. We distinguish two cases: 1) $\Psi - \mu (\Psi + 8) < 0$ and 2) $\Psi - \mu (\Psi + 8) \geq 0$.

- **Case 1:** $\Psi - \mu (\Psi + 8) < 0$. In this case the discriminant is negative. Hence,

$$z^2 (\Psi \mu - \mu - \Psi) + z \frac{\tau_\varepsilon}{\tau_u + \tau_\eta} (\Psi - 2\mu - \Psi \mu) - \left(\frac{\tau_\varepsilon}{\tau_u + \tau_\eta} \right)^2 \mu < 0 \text{ for all } z.$$

This implies that in any fixed point $f'(\beta) < 1$. Hence, we conclude that the equilibrium is unique.

- **Case 2:** $\Psi - \mu (\Psi + 8) \geq 0$. In this case (16) has the following roots:

$$\begin{aligned} \underline{z} &= \frac{\frac{\tau_\varepsilon}{\tau_u + \tau_\eta} \left(-2\mu + \Psi - \Psi \mu - \sqrt{\Psi (1-\mu) (\Psi - \mu (\Psi + 8))} \right)}{2 (\Psi + \mu - \Psi \mu)} \text{ and} \\ \bar{z} &= \frac{\frac{\tau_\varepsilon}{\tau_u + \tau_\eta} \left(-2\mu + \Psi - \Psi \mu + \sqrt{\Psi (1-\mu) (\Psi - \mu (\Psi + 8))} \right)}{2 (\Psi + \mu - \Psi \mu)}. \end{aligned}$$

Using the fact that $z = \beta^2$, substituting the expressions of \underline{z} and \bar{z} in (15), we have three subcases:

- **Subcase 2.1:** if $\Psi - \mu (\Psi + 8) > 0$ and

$$\gamma = \bar{\gamma} = \sqrt{\frac{\Psi^2 (\mu-1)^2 + \Psi 20\mu (1-\mu) - 8\mu^2 + (\Psi - \mu (\Psi + 8)) \sqrt{\Psi (\mu-1) (8\mu - \Psi + \Psi \mu)}}{8\mu (\tau_u + \tau_\eta) \tau_\varepsilon (\Psi + \mu - \Psi \mu)^3}}, \text{ we have}$$

two fixed points, in one of them $\beta = \sqrt{\frac{\frac{\tau_\varepsilon}{\tau_u + \tau_\eta} \left(-2\mu + \Psi - \Psi \mu - \sqrt{\Psi (1-\mu) (\Psi - \mu (\Psi + 8))} \right)}{2 (\Psi + \mu - \Psi \mu)}}$ and satisfies that $f'(\beta) = 1$;

Subcase 2.2: if $\Psi - \mu(\Psi + 8) > 0$ and

$$\gamma = \underline{\gamma} = \sqrt{\frac{\Psi^2(\mu-1)^2 + \Psi 20\mu(1-\mu) - 8\mu^2 - (\Psi - \mu(\Psi + 8))\sqrt{\Psi(\mu-1)(8\mu - \Psi + \Psi\mu)}}{8\mu(\tau_u + \tau_\eta)\tau_\varepsilon(\Psi + \mu - \Psi\mu)^3}},$$
 we have

two fixed points, in one of them $\beta = \sqrt{\frac{\frac{\tau_\varepsilon}{\tau_u + \tau_\eta}(-2\mu + \Psi - \Psi\mu + \sqrt{\Psi(1-\mu)(\Psi - \mu(\Psi + 8))})}{2(\Psi + \mu - \Psi\mu)}}$ and satisfies that $f'(\beta) = 1$; and

Subcase 2.3: if $\Psi - \mu(\Psi + 8) = 0$, and $\gamma = \underline{\gamma} = \bar{\gamma} = \sqrt{\frac{(\Psi + 8)^2}{27(\tau_u + \tau_\eta)\tau_\varepsilon\Psi^2}}$, there is a unique fixed point in which $\beta = \sqrt{\frac{1}{3}\frac{\tau_\varepsilon}{\tau_u + \tau_\eta}}$.

In addition, notice that $\frac{\partial}{\partial\gamma}f(\beta) > 0$ and $\frac{\partial}{\partial\gamma}f'(\beta) > 0$ whenever $(1-\mu)\Psi \neq 0$. Taking into account all these properties, we obtain the stated results of the corollary. ■

Proof of Corollary 10: In this case the fixed-point equation can be rewritten as

$$\beta = f(\beta) = \gamma\tau_\varepsilon \frac{\Psi\beta^2(1-\rho) + \frac{\tau_\varepsilon}{\tau_u + \tau_\eta}}{\beta^2\rho(1-\rho) + \frac{\tau_\varepsilon}{\tau_u + \tau_\eta}}.$$

Differentiating $f(\beta)$, we obtain

$$f'(\beta) = \gamma \frac{\tau_\varepsilon^2}{\tau_u + \tau_\eta} \left(-\frac{2(\rho - \Psi)(1-\rho)\beta}{\left(\beta^2\rho(1-\rho) + \frac{\tau_\varepsilon}{\tau_u + \tau_\eta}\right)^2} \right).$$

Notice that if $(\rho - \Psi)(1-\rho) \geq 0$, then we obtain uniqueness of the equilibrium since the function $f(\cdot)$ is decreasing. Suppose now that $(\rho - \Psi)(1-\rho) < 0$. From the fixed-point equation, we have that in an equilibrium

$$\gamma = \frac{\beta\left(\beta^2\rho(1-\rho) + \frac{\tau_\varepsilon}{\tau_u + \tau_\eta}\right)}{\tau_\varepsilon\left(\Psi\beta^2(1-\rho) + \frac{\tau_\varepsilon}{\tau_u + \tau_\eta}\right)}. \quad (17)$$

Substituting this expression in the formula of $f'(\beta)$, we get

$$f'(\beta) = \frac{\beta^2\frac{\tau_\varepsilon}{\tau_u + \tau_\eta}2(\Psi - \rho)(1-\rho)}{\left(\Psi\beta^2(1-\rho) + \frac{\tau_\varepsilon}{\tau_u + \tau_\eta}\right)\left(\beta^2\rho(1-\rho) + \frac{\tau_\varepsilon}{\tau_u + \tau_\eta}\right)}.$$

We ask under what conditions there exists a fixed point such that $f'(\beta) = 1$ Let $z = \beta^2$, the previous equality is equivalent to

$$-z^2\Psi\rho(\tau_u + \tau_\eta)^2(\rho - 1)^2 + z\tau_\varepsilon(1-\rho)(\Psi - 3\rho)(\tau_u + \tau_\eta) - \tau_\varepsilon^2 = 0. \quad (18)$$

We distinguish two cases: 1) $\Psi - 9\rho < 0$, and 2) $\Psi - 9\rho \geq 0$.

- **Case 1:** $\Psi - 9\rho < 0$. In this case the polynomial in the LHS of (18) has a negative discriminant. Hence,

$$-z^2\Psi\rho(\tau_u + \tau_\eta)^2(\rho - 1)^2 + z\tau_\varepsilon(1-\rho)(\Psi - 3\rho)(\tau_u + \tau_\eta) - \tau_\varepsilon^2 < 0, \text{ for all } z.$$

This implies that in any fixed point $f'(\beta) < 1$. Consequently, the equilibrium is unique.

- **Case 2:** $\Psi - 9\rho \geq 0$. In this case (18) has the following roots:

$$\underline{z} = \frac{\tau_\varepsilon \left((\Psi - 3\rho) - \sqrt{(\Psi - 9\rho)(\Psi - \rho)} \right)}{(\tau_u + \tau_\eta) 2\Psi\rho(1 - \rho)} \text{ and}$$

$$\bar{z} = \frac{\tau_\varepsilon \left((\Psi - 3\rho) + \sqrt{(\Psi - 9\rho)(\Psi - \rho)} \right)}{(\tau_u + \tau_\eta) 2\Psi\rho(1 - \rho)}.$$

Using the fact that $z = \beta^2$, substituting the expressions of \underline{z} and \bar{z} in (17), we have three subcases:

- if $\Psi - 9\rho > 0$ and $\gamma = \bar{\gamma} = \sqrt{\frac{(18\rho\Psi - 27\rho^2 + \Psi^2) + (\Psi - 9\rho)\sqrt{(\Psi - 9\rho)(\Psi - \rho)}}{8(1 - \rho)\Psi^3\tau_\varepsilon(\tau_u + \tau_\eta)}}$,
there are two fixed points, in one of them $\beta = \sqrt{\frac{\tau_\varepsilon \left((\Psi - 3\rho) - \sqrt{(\Psi - 9\rho)(\Psi - \rho)} \right)}{(\tau_u + \tau_\eta) 2\Psi\rho(1 - \rho)}}$
and satisfies that $f'(\beta) = 1$,
- if $\Psi - 9\rho > 0$ and $\gamma = \underline{\gamma} = \sqrt{\frac{(18\rho\Psi - 27\rho^2 + \Psi^2) - (\Psi - 9\rho)\sqrt{(\Psi - 9\rho)(\Psi - \rho)}}{8(1 - \rho)\Psi^3\tau_\varepsilon(\tau_u + \tau_\eta)}}$,
there are two fixed points, in one of them $\beta = \sqrt{\frac{\tau_\varepsilon \left((\Psi - 3\rho) + \sqrt{(\Psi - 9\rho)(\Psi - \rho)} \right)}{(\tau_u + \tau_\eta) 2\Psi\rho(1 - \rho)}}$
and satisfies that $f'(\beta) = 1$, and
- if $\Psi - 9\rho = 0$ and $\gamma = \underline{\gamma} = \bar{\gamma} = \sqrt{\frac{1}{3(1 - \frac{\Psi}{9})\Psi\tau_\varepsilon(\tau_u + \tau_\eta)}}$, we have a unique fixed point.

Notice that $\frac{\partial}{\partial\gamma}f(\beta) > 0$ and $\frac{\partial}{\partial\gamma}f'(\beta) > 0$ whenever $(\rho - \Psi)(1 - \rho) < 0$. Taking into account all these properties, we obtain the stated results of the corollary. ■

Proof of Corollary 11: When $\mu = 1$,

$$f'(\beta) = 2\gamma \frac{\tau_\varepsilon^2}{\tau_u + \tau_\eta} \frac{(\Psi - \rho)(1 - \rho)\beta}{\left(\beta^2\rho(1 - \rho) + \frac{\tau_\varepsilon}{\tau_u + \tau_\eta} \right)^2} \text{ and}$$

$$f''(\beta) = 2\gamma\tau_\varepsilon^2(\tau_u + \tau_\eta) \frac{(\Psi - \rho)(1 - \rho)(\tau_\varepsilon - 3\beta^2\rho(1 - \rho)(\tau_u + \tau_\eta))}{(\beta^2\rho(\tau_u + \tau_\eta)(1 - \rho) + \tau_\varepsilon)^3}.$$

Note that if $\rho \leq \Psi$, then the function $f(\cdot)$ has an increasing S-shape. Combining this result with the fact $f(0) > 0$ and $\lim_{\beta \rightarrow \infty} f(\beta) < \infty$, we have three possibilities:

- 1) in case of uniqueness of the *SLE*, generically $0 \leq f'(\beta) < 1$ at the equilibrium, which implies that the equilibrium is stable.

2) in case of two *SLE*, $0 < f'(\beta) < 1$ in one equilibrium and $f'(\beta) = 1$ in the other equilibrium. This implies that there is one stable equilibrium and one unstable equilibrium.

3) in case of three *SLE*, $0 < f'(\beta) < 1$ in the two equilibria with extreme values of β , whereas $f'(\beta) > 1$ in the equilibrium with the intermediate value of β . Hence, the two first equilibria are stable and the last one is unstable.

Suppose now that $\rho > \Psi$. In this case $f'(\beta) < 0$, and therefore, there is a unique equilibrium. The stability of the fixed point requires that $-f'(\beta) < 1$. Direct computations yield that this inequality is equivalent to

$$k(\beta) > 0, \quad (19)$$

where $k(b) = b^4 \Psi \rho (\rho - 1)^2 + b^2 \frac{\tau_\varepsilon}{\tau_u + \tau_\eta} (1 - \rho) (3\Psi - \rho) + \frac{\tau_\varepsilon^2}{(\tau_u + \tau_\eta)^2}$. We distinguish 3 cases: 1) $\Psi < \rho < 9\Psi$, 2) $\rho = 9\Psi$, and 3) $1 > \rho > 9\Psi$.

- **Case 1:** $\Psi < \rho < 9\Psi$. In this case the polynomial $k(x)$, where $x = b^2$, has a negative discriminant and, consequently, it does not have any real root. In all values the polynomial is positive, and in particular, in the fixed point. This implies that (19) holds. Hence, we get that the equilibrium is stable.
- **Case 2:** $\rho = 9\Psi$. In this case there is a unique positive root of $k(b)$, $b = \sqrt{\frac{\tau_\varepsilon}{3(\tau_u + \tau_\eta)\Psi(1-9\Psi)}}$. In addition, notice that $f(\sqrt{\frac{\tau_\varepsilon}{3(\tau_u + \tau_\eta)\Psi(1-9\Psi)}}) = \frac{1}{3}\tau_\varepsilon\gamma \neq \sqrt{\frac{\tau_\varepsilon}{3(\tau_u + \tau_\eta)\Psi(1-9\Psi)}}$ a. s.. This implies that (19) holds a.s.. Hence, we get that the equilibrium is stable a.s..
- **Case 3:** $1 > \rho > 9\Psi$. In this case, the positive roots of $k(b)$ are

$$\begin{aligned} \underline{b}^2 &= \frac{\tau_\varepsilon}{2\Psi\rho(1-\rho)(\tau_u + \tau_\eta)} \left(\rho - 3\Psi - \sqrt{(\rho - 9\Psi)(\rho - \Psi)} \right) \text{ and} \\ \bar{b}^2 &= \frac{\tau_\varepsilon}{2\Psi\rho(1-\rho)(\tau_u + \tau_\eta)} \left(\rho - 3\Psi + \sqrt{(\rho - 9\Psi)(\rho - \Psi)} \right). \end{aligned}$$

The condition (19) is satisfied whenever the fixed point satisfies $\beta < \underline{b}$ or $\beta > \bar{b}$. Since the function $\beta - f(\beta)$ is strictly increasing, the previous inequalities hold if and only if $\underline{b} > f(\underline{b})$ or $\bar{b} < f(\bar{b})$. Moreover, the inequality $\underline{b} > f(\underline{b})$ is equivalent to $\underline{g}(\gamma) > 1$, where

$$\underline{g}(\gamma) = \frac{\rho \left(12\Psi^2 - 9\Psi\rho + \rho^2 + (4\Psi - \rho) \left(\sqrt{(\rho - 9\Psi)(\rho - \Psi)} \right) \right)}{\Psi^3 (1 - \rho) \left(-9\Psi + 5\rho - 3\sqrt{(\rho - 9\Psi)(\rho - \Psi)} \right) (\tau_u + \tau_\eta) \tau_\varepsilon \gamma^2}.$$

On the other hand, the inequality $\bar{b} < f(\bar{b})$ is equivalent to $\bar{g}(\gamma) < 1$, where $\bar{g}(\gamma) = \frac{\rho \left(12\Psi^2 - 9\Psi\rho + \rho^2 + (\rho - 4\Psi) \sqrt{(\rho - 9\Psi)(\rho - \Psi)} \right)}{\Psi^3 (1 - \rho) \left(-9\Psi + 5\rho + 3\sqrt{(\rho - 9\Psi)(\rho - \Psi)} \right) (\tau_u + \tau_\eta) \tau_\varepsilon \gamma^2}$. Some algebra

tells us that $\underline{g}(\gamma)$ and $\bar{g}(\gamma)$ are decreasing functions in γ , $\underline{g}(\gamma) < \bar{g}(\gamma)$, $\lim_{\gamma \rightarrow 0} \underline{g}(\gamma) = \lim_{\gamma \rightarrow 0} \bar{g}(\gamma) = \infty$ and $\lim_{\gamma \rightarrow \infty} \underline{g}(\gamma) = \lim_{\gamma \rightarrow \infty} \bar{g}(\gamma) = 0$.

Let γ_1 and γ_2 such that $\underline{g}(\gamma_1) = 1$ and $\bar{g}(\gamma_2) = 1$. Direct computations yield

$$\gamma_1 = \sqrt{\frac{\rho \left(12\Psi^2 - 9\Psi\rho + \rho^2 + (4\Psi - \rho) \left(\sqrt{(\rho - 9\Psi)(\rho - \Psi)} \right) \right)}{\Psi^3 (1 - \rho) \left(-9\Psi + 5\rho - 3\sqrt{(\rho - 9\Psi)(\rho - \Psi)} \right) (\tau_u + \tau_\eta) \tau_\varepsilon}} \text{ and}$$

$$\gamma_2 = \sqrt{\frac{\rho \left(12\Psi^2 - 9\Psi\rho + \rho^2 + (\rho - 4\Psi) \sqrt{(\rho - 9\Psi)(\rho - \Psi)} \right)}{\Psi^3 (1 - \rho) \left(-9\Psi + 5\rho + 3\sqrt{(\rho - 9\Psi)(\rho - \Psi)} \right) (\tau_u + \tau_\eta) \tau_\varepsilon}}.$$

Then, we obtain

- for all $\gamma < \gamma_1$, $1 < \underline{g}(\gamma) < \bar{g}(\gamma)$, and hence, we conclude that the equilibrium is stable,
- for all $\gamma > \gamma_2$, $\underline{g}(\gamma) < \bar{g}(\gamma) < 1$, and hence, we conclude that the equilibrium is stable, and
- for all $\gamma \in [\gamma_1, \gamma_2]$, $\underline{g}(\gamma) \leq 1 \leq \bar{g}(\gamma)$, and hence, we conclude that the equilibrium is unstable. ■

References

- [1] Admati, A. R., 1985. A noisy rational expectations equilibrium for multi-asset securities markets. *Econometrica* 53, 629-657.
- [2] Amador, M., Weill, P.O., 2010. Learning from prices: Public communication and welfare. Mimeo.
- [3] Barlevy, G., Veronesi P., 2000. Information acquisition in financial markets. *Review of Economic Studies* 67, 79-90.
- [4] Barlevy, G., Veronesi P., 2008. Information acquisition in financial markets: a correction. Mimeo.
- [5] Biais, B., Bossaerts, P., Spatt, C., 2010. Equilibrium asset pricing and portfolio choice under heterogeneous information. *Review of Financial Studies* 23 (4), 1503-1543.
- [6] Blume, L. E., Bray, M. M., Easley, D., 1982. Introduction to the stability of rational expectations equilibrium. *Journal of Economic Theory* 26, 313-317.
- [7] Chamley, C., 2007. Complementarities in information acquisition with short-term Trades. *Theoretical Economics*, 2, 441-467.

- [8] Chamley, C., 2008a. On acquisition of information in financial markets. *Review of Economic Studies* 75, 1081-1084.
- [9] Chamley, C., 2008b. Comment on equilibria on Ganguli and Yang (2006, 2007). Mimeo, Boston University.
- [10] Danthine, J. P., Moresi, S., 1993. Volatility, information, and noise trading. *European Economic Review* 37, 961-982.
- [11] Diamond, D. W., Verrecchia, R. E., 1981. Information aggregation in a noisy rational expectations economy. *Journal of Financial Economics* 9, 221-235.
- [12] Duffie, D., Rahi, R., 1995, Financial market innovation and security design. *Journal of Economic Theory* 65 (1), 1-42.
- [13] Echenique, F., 2002. Comparative statics by adaptive dynamics and the Correspondence Principle. *Econometrica* 70 (2), 833-844.
- [14] Ganguli, J. V., Yang L., 2009. Complementarities, multiplicity, and supply information. *Journal of the European Economic Association* 7, 90-115.
- [15] Gennote, G., Leland, H., 1990. Market liquidity, hedging, and crashes. *American Economic Review* 80 (5), 999-1021.
- [16] Goldstein, I., Ozdenoren E., Yuan, K., 2010. Learning and complementarities in speculative attacks. *Review of Economic Studies*, forthcoming.
- [17] Grossman, S., Stiglitz, J., 1980. On the impossibility of informationally efficient markets. *American Economic Review* 70, 393-408.
- [18] Grundy, B., McNichols, M., 1989. Trade and revelation of information through prices and direct disclosure. *Review of Financial Studies* 2, 495-526.
- [19] Guesnerie, R., 2002. Anchoring economic predictions in common knowledge. *Econometrica* 70, 439-480.
- [20] Hatchondo, J. C., Krusell, P., Schneider, M., 2010. Asset trading and valuation with uncertain exposure. Mimeo, Stanford University.
- [21] He, H., Wang, J., 1995. Differential information and dynamic behavior of stock trading volume. *Review of Financial Studies* 8, 919-972.
- [22] Heinemann, M., 2010. Stability under learning of equilibria in financial markets with supply information. *Economics Bulletin* 30 (1), 383-391.
- [23] Hellwig, M. F., 1980. On the efficiency of competitive stock markets where traders have diverse information. *Journal of Economic Theory* 22, 477-498.

- [24] Hellwig, C., Veldkamp, L., 2009. Knowing what others know: Coordination motives in information acquisition. *Review of Economic Studies* 76, 223-251.
- [25] Hirshleifer, D., Subrahmanyam, A., Titman, S., 1994. Security analysis and trading patterns when some investors receive information before others. *Journal of Finance*, 49, 1665-1698.
- [26] Lundholm, R. J., 1988. Price-signal relations in the presence of correlated public and private information. *Journal of Accounting Research* 26, 107-118.
- [27] McCafferty, S., Driskill, R., 1980. Problems of existence and uniqueness in nonlinear rational expectations models. *Econometrica* 48, 1313-1317.
- [28] Medrano, L., Vives, X., 2004. Regulating insider trading when investment matters? *Review of Finance* 8, 199-277.
- [29] Medrano, L., Vives, X. 2009. Information, hedging and welfare. Mimeo. IESE Business School.
- [30] Veldkamp, L., 2006a. Information markets and the comovement of asset prices. *Review of Economic Studies*. 73, 823-845.
- [31] Veldkamp, L., 2006b. Media frenzies in markets for financial information. *American Economic Review*, 96, 3, 577-601.
- [32] Vives, X., 1990. Nash equilibrium with strategic complementarities. *Journal of Mathematical Economics* 19 (3), 305-321.
- [33] Vives, X., 1993. How fast do rational agents learn? *Review of Economic Studies* 60, 329-347.
- [34] Vives, X., 1995. Short term investment and the informational efficiency of the market. *Review of Financial Studies* 8, 125-160.
- [35] Vives, X., 2008. *Information and Learning in Markets*, Princeton University Press, Princeton, N. J.