

Highly reactive α -bromoacrylate monomers and Michael acceptors by Cu(II)Br₂-dibromination of acrylates and instantaneous E2 by ligand

Adrian Moreno,^{a,b} Jānis Lejnieks,^a Liang Ding,^a Silvia Grama,^a Marina Galià,^b

Gerard Lligadas,^{a,b} and Virgil Percec^a

^a Roy & Diana Vagelos Laboratories, Department of Chemistry, University of Pennsylvania,
Philadelphia, Pennsylvania 19104-6323, United States

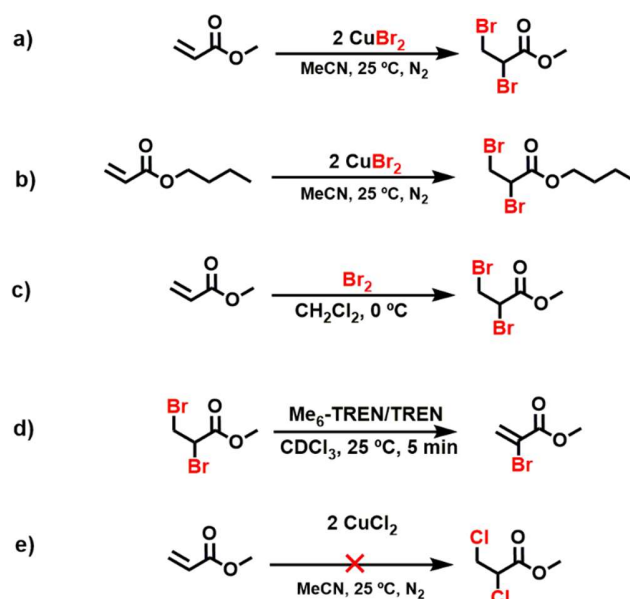
^b Laboratory of Sustainable Polymers, Department of Analytical Chemistry and Organic Chemistry,
University Rovira i Virgili, Tarragona, Spain

*Correspondence to: V. Percec (E-mail: percec@sas.upenn.edu)

Depending on the order of addition to the reaction mixture, acrylates can undergo SET-LRP or dibromination by Cu(II)Br₂ and spontaneously dehydrohalogenate to provide the corresponding highly reactive α -bromoacrylate monomer and Michael acceptor.

Depending on the combination between solvent, ligand and initiator Cu(0)-catalyzed radical polymerization can proceed by a single-electron transfer living radical polymerization (SET-LRP) mechanism or by a combination of SET-LRP and atom transfer radical polymerization (ATRP) mechanisms.¹ Water,² hydrogenated and fluorinated protic, dipolar aprotic, other polar solvents³ and monomer⁴ as well as their homogeneous⁵ and biphasic mixtures⁶ that mediate the disproportionation of Cu(I)X into Cu(0) and Cu(II)X₂ and together with suitable ligands,⁷ monomers and initiators⁸ mediate SET-LRP. Solvents that do not mediate the disproportionation of Cu(I)X into Cu(0) and Cu(II)X₂ are usually nonpolar solvents such as toluene.⁹ The classic polar

solvent that does not mediate this disproportionation is acetonitrile.¹⁰ When these non-disproportionating solvents are employed in Cu(0)-catalyzed radical polymerization the early stages of the polymerization proceeds by a SET-LRP mechanism and subsequently, as the Cu(I)X accumulates, the mechanism of the reaction may change from SET-LRP to ATRP.^{1a,b} When non-polar solvents or even polar non-disproportionating solvents are employed the resulting polymers have poor chain-end functionality.^{9,10} Nonpolar solvents exhibit poor solubility for Cu(II)X₂ and the mechanism of ATRP requires bimolecular termination to create the equilibrium concentration of Cu(II)X₂ demanded to establish the persistent radical effect.¹¹ Therefore, it is not surprising that the resulting polymer chain-ends exhibit poor functionality.^{9,10} Consequently, SET-LRP represents the method of choice when quantitative or near quantitative chain end functionality is demanded.¹² Homogeneous and biphasic mixtures of different solvents including with water have been employed in order to remediate the poor chain-end functionality attained in non-disproportionating solvents and to develop new SET-LRP methodologies.^{1b} Mixtures of the non-disproportionating solvent acetonitrile with DMSO and with water in biphasic systems have been employed to access SET-LRP with acetonitrile as solvent.^{6a,b,10} In all cases, the mixture is prepared by mixing ligand with monomer, initiator and eventually Cu(II)X₂ in this order before degassing the reaction mixture and placing it in contact with Cu(0) wire,¹³ powder/nanopowder¹⁴ or Cu(0) generated *in situ*.¹⁵ Here we report that the inversion of the order of reagents from the one mentioned above to acrylate monomer, Cu(II)Br₂ in acetonitrile mediates an extremely efficient Cu(II)Br₂-promoted bromination of the vinylic monomer at room temperature. Scheme 1a,b depicts the reaction taking place with methyl acrylate and butyl acrylate (MA and BA, respectively).



Scheme 1. Cu(II)Br_2 -dibromination of MA and BA in acetonitrile at 25 °C (a and b), dibromination of MA with Br_2 (c), dehydrobromination of methyl 2,3-dibromopropionate mediated by Me_6TREN or TREN (d) and non-observed Cu(II)Cl_2 -promoted dichlorination of MA in acetonitrile at 25 °C (e).

The Cu(II)Br_2 -mediated bromination process of MA and BA can be monitored by ^1H NMR directly in acetonitrile (Fig. 1a). The rate of bromination at 25 °C is similar for both monomers during the first hours of reaction. Approximately 50% of the initial monomer was converted to the corresponding dibromoderivative in 2 h. Later, the rate of bromination is higher for MA than BA. Notice that no chlorination was observed under the same reaction conditions with Cu(II)Cl_2 at 25 °C or higher temperatures (Scheme 1d). Fig. 1b shows ^1H NMR spectra for the Cu(II)Br_2 -promoted bromination of MA recorded at different reaction times. Most obvious ^1H NMR marker that confirms the Cu(II)Br_2 -promoted bromination is the disappearance of the characteristic vinylic signals of MA (H_{1-3}) and the emergence of new signals corresponding to the dibrominated derivative ($\text{H}_{1'-3'}$ and a'). Fig. 2a shows the ^1H NMR spectrum of the methyl 2,3-dibromopropionate isolated after the Cu(II)Br_2 -dibromination of MA.

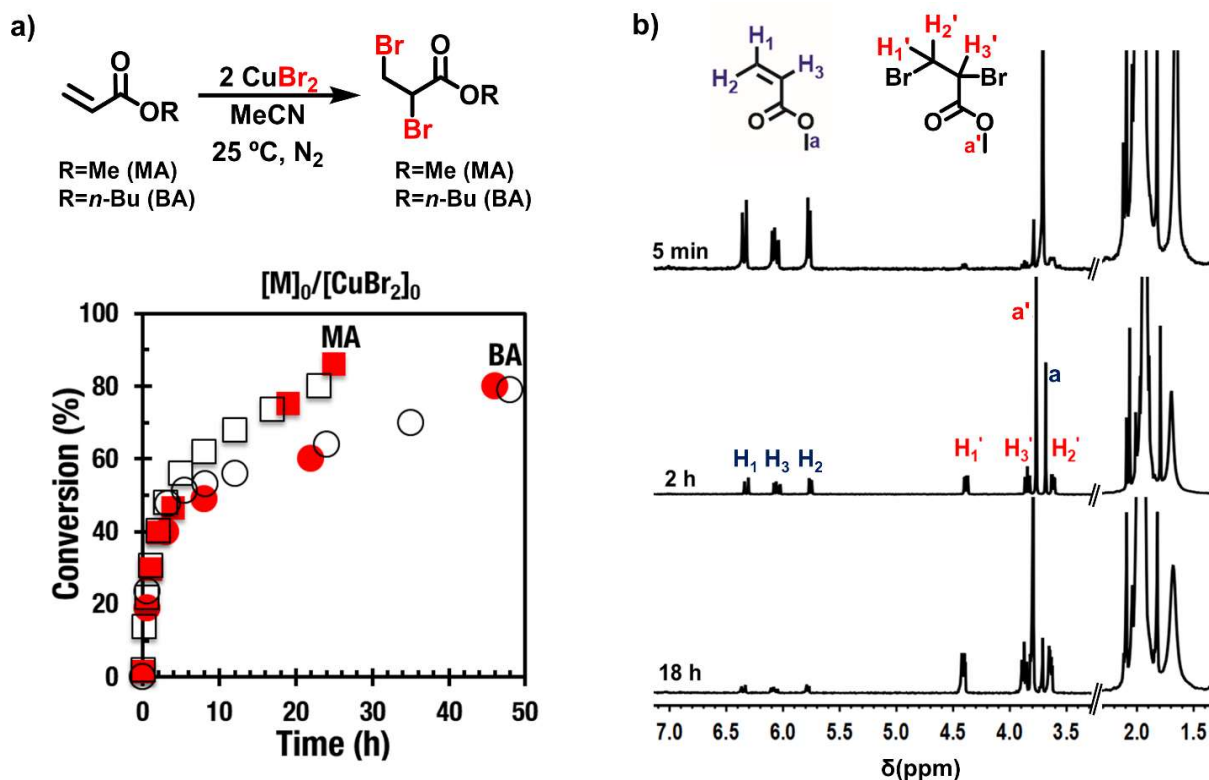


Fig. 1 Cu(II)Br₂-mediated dibromination of acrylates in acetonitrile at 25 °C. (a) Conversion vs. time plots in the bromination of MA and BA. Data in different colors are from duplicated experiments performed by different researchers. (b) 500 MHz ¹H-NMR spectra recorded over time for the bromination of MA.

Note that the bromination of acrylates with Cu(II)Br₂ gives the same product as the one generated by bromination with Br₂ (Scheme 1c).¹⁶ It is important to point out also that no bromination occurred using DMSO as solvent under strictly similar conditions. However, the fact that the Cu(II)Br₂-promoted halogenations of various unsaturated compounds was reported to occur in other polar solvents such as alcohols and DMF,¹⁷ suggests that may take place also in DMSO under other conditions.

Control experiments carried out in the presence of classic SET-LRP ligands such as tris(2-dimethylaminoethyl)amine (Me₆-TREN) and tris(2-aminoethyl)amine (TREN) pointed toward the importance of the reagents mixing order to avoid this undesired reaction during LRP protocols.

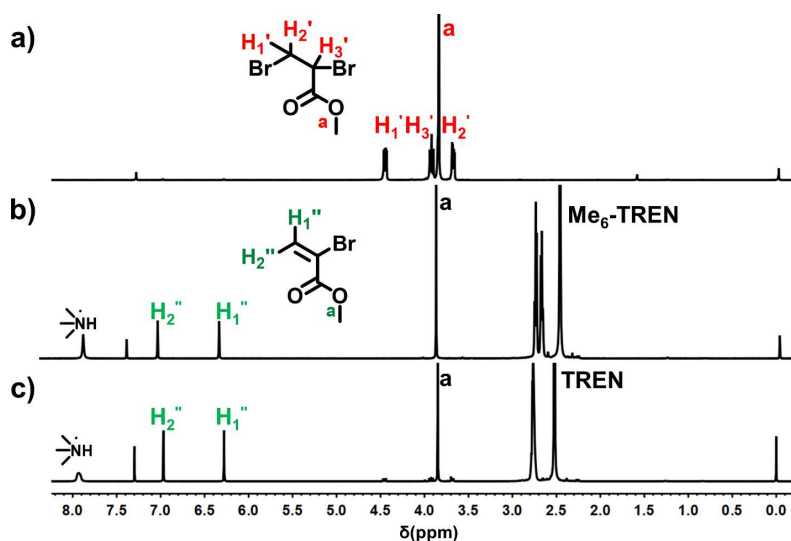


Fig. 2 E2 elimination of methyl 2,3-dibromopropionate promoted by ligand. 500 MHz ^1H -NMR spectra recorded in CDCl_3 of (a) methyl 2,3-dibromopropionate produced by dibromination of MA with Cu(II)Br_2 , (b) methyl α -bromoacrylate produced from methyl 2,3-dibromopropionate in the presence of a stoichiometric amount of $\text{Me}_6\text{-TREN}$, and (c) methyl α -bromoacrylate produced from methyl 2,3-dibromopropionate in the presence of stoichiometric amount of TREN.

In fact, when the reaction was prepared by dissolving monomer, ligand and Cu(II)Br_2 in acetonitrile, No dibromination product was detected by ^1H NMR after 24 h when the room temperature. Most interesting was, however, that the addition of stoichiometric amounts of $\text{Me}_6\text{-TREN}$ or TREN to methyl 2,3-dibromopropionate in CDCl_3 produced the complete disappearance of the signals associated to this product in few minutes at 25 °C (Fig. 2b and c, respectively). Inspection of the ^1H NMR spectra clearly indicates the base-mediated spontaneous E_2 dehydrobromination process that generate the corresponding α -bromoacrylate derivative. The two characteristic germinal protons of methyl α -bromoacrylate appear at 6.3 and 7.0 ppm (H_1'' and H_2'' , respectively). The same reaction was observed using $\text{Me}_6\text{-TREN}$ and TREN although the methylated ligand mediated a faster E_2 elimination reaction. In this case the complete disappearance of the characteristic signals of the dibrominated acrylate was observed after 5 min. α -Haloacrylates are very reactive monomers¹⁸ and Michael acceptors¹⁹ that undergo radical

polymerization and Michael addition with a variety of Michael donors. The halogenation of olefins with both Cu(II)Br_2 and Cu(II)Cl_2 was known to organic chemists but was not extensively investigated from the mechanistic and preparative points of view.¹⁷ However, these side reactions seem to have been unknown to the polymer chemistry community. Hence, when the role of addition of acrylate monomer, solvent, Cu(II)Br_2 and ligand is not maintained in the proper sequence, α -bromoacrylate derivatives can be generated in the reaction mixture and its copolymerization with its parent acrylate can generate hyperbranched/crosslinked rather than linear polymers.²⁰ In addition, α -bromoacrylates can provide Michael adducts with the ligand and generate new initiators that can affect the functionality of the polymer chain-end(s).²¹ A series of control experiments were performed to demonstrate that the presence of α -bromoacrylate derivatives is undesirable. The Cu(0) wire/ $\text{Me}_6\text{-TREN}$ -catalyzed SET-LRP of MA was investigated in the presence of 3% of methyl α -bromoacrylate at 25°C in a biphasic acetonitrile/water 8/2 v/v mixture.^{6b} Under these conditions, the progressive formation of an insoluble gel on the Cu(0) wire surface was observed. ^1H NMR analysis showed that no soluble polymer was present in the reaction mixture. This gel, generated by crosslinking of poly(methyl acrylate) (PMA) chains containing methyl α -bromoacrylate repeating units, was insoluble in common organic solvents. Gel formation was also observed in our laboratory and others in aqueous SET-LRP.^{2b,22,23} Repeating the polymerization in a homogeneous reaction mixture using DMSO as solvent furnished near identical results. Attempts to avoid the formation of crosslinked material by reducing the amount of Cu(0) wire or performing the polymerization in the presence of externally added Cu(II)Br_2 deactivator (5 mol-% relative to initiator) resulted unsuccessful (Fig. 3). These results support the importance of avoiding traces of α -bromoacrylate derivatives in the polymerization mixture to practice clean and efficient polymerization processes.




Fig. 3 Gel formation during the Cu(0) wire-catalyzed SET-LRP of MA in the presence of 3 mol-% methyl α -bromoacrylate in DMSO. Reaction conditions: MA = 0.97 mL, methyl α -bromoacrylate = 54 mg, DMSO = 0.5 mL, [monomers]/[MBP]/[Me₆-TREN]/[Cu(II)Br₂] = 222/1/0.1/0.05, 12.5 cm Cu(0) wire 20 gauge, 25°C.

Conclusions

Cu(II)Br₂, but not Cu(II)Cl₂, dibrominates acrylate monomers such as MA and BA in acetonitrile at 25 °C to generate the corresponding dibrominated derivative. Subsequent addition of a stoichiometric amount of Me₆-TREN or TREN to this product spontaneously produces the α -bromoacrylate. This bromination reaction does not occur in the presence of ligand. α -Bromoacrylates are reactive monomers that are known to undergo radical polymerization. However, under SET-LRP and ATRP conditions α -bromoacrylates would produce hyperbranched polymers. The products are also very reactive Michael acceptors that undergo additional side reactions with excess ligand and other Michael donors including Me₆-TREN and TREN. These side reactions together with the electrophilic halogenation of acetone with Cu(II)Br₂ reported recently from our laboratory^{6d} must be considered during the practice of current SET-LRP and ATRP methodologies as well as during the invention of new processes.

Conflicts of interest

There are no conflicts of interest to declare.

Acknowledgements

Financial support by the National Science Foundation (DMR-1066116 and DMR-1120901) and P. Roy Vagelos Chair at the University of Pennsylvania are greatly acknowledged. G. L. and M. G. acknowledge support from the Spanish Ministerio de Economía, Industria y Competitividad (MINECO) through projects MAT2017-82669-R. G. L. also thanks the Serra Húnter Programme. A. M. was supported by an FPI grant (BES-2015-072662) and a mobility grant (BES-2015-072) from the MINECO. L.D thanks the National Natural Science Foundation of China (No 21774107, 21774029).

References

1 (a) B. M. Rosen and V. Percec, *Chem. Rev.* 2009, **109**, 5069-5119; (b) G. Lligadas, S. Grama and V. Percec, *Biomacromolecules*, 2017, **18**, 2981-3008; (c) G. Lligadas, S. Grama and V. Percec, *Biomacromolecules*, 2017, **18**, 2981-3008; (d) A. Anastasaki, V. Nikolaou and D. M. Haddleton, *Polym. Chem.*, 2016, **7**, 1002-1026; (e) C. Boyer, N. A. Corrigan, K. Jung, D. Nguyen, T. K. Nguyen, N. N. Adnan, S. Oliver, S. Shanmugam and J. Yeow, *Chem. Rev.*, 2016, **116**, 1803-1949.

2 (a) Q. Zhang, P. Wilson, Z. Li, R. McHale, J. Godfrey, A. Anastasaki, C. Waldron and D. M. Haddleton, *J. Am. Chem. Soc.*, 2013, **135**, 7355-7363; (b) S. R. Samanta, V. Nikolaou, S. Keller, M. J. Monteiro, D. A. Wilson, D. M. Haddleton and V. Percec, *Polym. Chem.* **2015**, *6*, 2084-2097.

3 (a) A. Moreno, D. Garcia, M. Galià, J. C. Ronda, V. Cádiz, G. Lligadas and V. Percec, *Biomacromolecules*, **2017**, *18*, 3447-3456; (b) G. Lligadas and V. Percec, *J. Polym. Sci., Part A: Polym. Chem.*, 2008, **46**, 2745-2754; (c) S. R. Samanta, M. E. Levere and V. Percec, *Polym. Chem.*, 2013, **4**, 3212-3224; (d) N. H. Nguyen, B. M. Rosen and V. Percec, *J. Polym. Sci., Part A: Polym. Chem.*, 2010, **48**, 1752-1763; (e) S. R. Samanta, H. J. Sun, A. Anastasaki, D. M. Haddleton and V. Percec, *Polym. Chem.*, **2014**, *5*, 89-95; (f) S. R. Samanta, A. Anastasaki, C. Waldron, D. M. Haddleton and V. Percec, *Polym. Chem.*, 2013, **4**, 5555-5562; (g) S. R. Samanta, A. Anastasaki, C. Waldron, D. M. Haddleton and V. Percec, *Polym. Chem.*, 2013, **4**, 5563-5569; (h) S. R. Samanta, R. Cai and V. Percec, *Polym. Chem.*, 2014, **5**, 5479-5491; (i) S. R. Samanta and V. Percec, *Polym. Chem.*, 2014, **5**, 169-174.

4 (a) M. E. Levere, N. H. Nguyen, X. Leng and V. Percec, *Polym. Chem.*, 2013, **4**, 1635-1647; (b) B. M. Rosen, X. Jiang, X. C. J. Wilson, N. H. Nguyen, M. J. Monteiro and V. Percec, *J. Polym. Sci., Part A: Polym. Chem.*, 2009, **47**, 5606-5628.

5 (a) X. Jiang, S. Fleishmann, N. H. Nguyen, B. M. Rosen and V. Percec, *J. Polym. Sci., Part A: Polym. Chem.* **2009**, *47*, 5591-5605; (b) N. H. Nguyen, B. M. Rosen, X. Jiang, S. Fleischmann and V. Percec, *J. Polym. Sci., Part A: Polym. Chem.*, 2009, **47**, 5577-5590.

6 (a) R. L. Jezorek, M. Enayati, R. B. Smail, J. Lejnieks, S. Grama, M. J. Monteiro and V. Percec, *Polym. Chem.*, 2017, **8**, 3405–3424; (b) M. Enayati, R. L. Jezorek, M. J. Monteiro and V. Percec, *Polym. Chem.*, 2016, **7**, 5930-5942; (c) M. Enayati, R. B. Smail, S. Grama, R. L. Jezorek, M. J. Monteiro and V. Percec, *Polym. Chem.*, 2016, **7**, 7230–7241; (d) R. B. Smail, R. L. Jezorek, J. Lejnieks, M. Enayati, S. Grama, M. J. Monteiro and V. Percec, *Polym. Chem.*, 2017, **8**, 3102–3123; (e) M. Enayati, R. L. Jezorek, M. J. Monteiro and V. Percec, *Polym. Chem.*, 2016, **7**, 3608–3621; (f) S. Grama, J. Lejnieks, M. Enayati, R. B. Smail, L. Ding, G. Lligadas, M. J. Monteiro and V. Percec, *Polym. Chem.*, 2017, **8**, 5865–5874; (g) A. Moreno, S. Grama, T. Liu, M. Galià, G. Lligadas and V. Percec, *Polym. Chem.*, 2017, **8**, 7559–7574.

7 B. M. Rosen and V. Percec, *J. Polym. Sci., Part A: Polym. Chem.* 2007, **45**, 4950-4964.

8 B. M. Rosen and V. Percec, *J. Polym. Sci. Part A: Polym. Chem.*, 2008, **46**, 5663-5697.

9 N. H. Nguyen, M. E. Levere, J. Kulis, M. J. Monteiro and V. Percec, *Macromolecules*, 2012, **45**, 4606-4622.

10 G. Lligadas, B. M. Rosen, M. J. Monteiro and V. Percec, *Macromolecules*, 2008, **41**, 8360-8364.

11 K. Matyjaszewski and J. Xia, *Chem. Rev.*, 2001, **101**, 2921–2990.

12 (a) N. H. Nguyen, M. E. Levere and V. Percec, *J. Polym. Sci. Part A: Polym. Chem.*, 2012, **50**, 860-873; (b) G. Lligadas and V. Percec, *J. Polym. Sci., Part A: Polym. Chem.*, 2007, **45**, 4684–4695; (c) A. H. Soeriyadi, C. Boyer, F. Nyström, P. B. Zetterlund and M. R. Whittaker, *J. Am.*

Chem. Soc., 2011, **133**, 11128-11131; (d) C. Boyer, A. H. Soeriyadi, P. B. Zetterlund and M. R. Whittaker, *Macromolecules* 2011, **44**, 8028-8033; (e) F. Alsubaie, A. Anastasaki, P. Wilson and D. M. Haddleton, *Polym. Chem.* 2015, **6**, 406-417; R. Aksakal, M. Resmini and C. R. Becer, *Polym. Chem.*, 2016, **7**, 171-175.

13 (a) N. H. Nguyen, B. M. Rosen, G. Lligadas and V. Percec, *Macromolecules* 2009, **42**, 2379-2386; (b) N. H. Nguyen and V. Percec, *J. Polym. Sci., Part A: Polym. Chem.*, 2010, **48**, 5109-5119.

14 G. Lligadas, B. M. Rosen, C. Bell, M. J. Monteiro and V. Percec, *Macromolecules* 2008, **41**, 8365-8371.

15 (a) X. Jiang, B. M. Rosen and V. Percec, V, *J. Polym. Sci., Part A: Polym. Chem.*, 2010, **48**, 403-409; (b) M. Gavrilov, T. J. Zerk, P. V. Bernhardt, V. Percec and M. J. Monteiro, *Polym. Chem.*, 2016, **7**, 933-939.

16 (a) J. Rachon; V. Goedken and H. M. Walborsky, *J. Org. Chem.*, 1989, **54**, 1006-1012; (b) V. Pace, L. Castoldi, A. R. Alcántara and W. Holzer, *Green. Chem.* 2012, **14**, 1859-1863.

17 (a) C. E. Castro, E. J. Gaughan and D. C. Owsley, *J. Org. Chem.* 1965, **30**, 587-592; (b) W. C. Baird and J. H. Scurridge, *J. Org. Chem.* 1971, **36**, 3324-3330; (c) T. Koyano, *Bull. Chem. Soc. Jpn.*, 1971, **44**, 1158-1160; R. Rodebaugh, J. S. Debenham, B. Frased-Reid and J. P. Snyder, *J. Org. Chem.*, 1999, **64**, 1758-1761; (d) R. P. Arganbright and W. F. Yates, *J. Org. Chem.* 1962, **7**, 1205-1208.

18 (a) K. Satoh and M. Kamigaito, *Chem. Rev.* 2009, **109**, 5120-5156; (b) N. M. L. Hansen, K. Jankova, S. Hvilsed, *Eur. Polym. J.* 2007, **43**, 255-293; (c) C. S. Marvel and J. C. Cowan, *J. Am. Chem. Soc.*, 1939, **61**, 3156-3160; (d) J. Lingnau and G. Meyerhoff, *Macromolecules* 1984, **17**, 941-945.

19 (a) D. Caine, *Tetrahedron*, 2001, **57**, 2643-2684, (b) F. Effenberger, T. Beisswenger and F. Dannenhauer, *Chem. Ber.*, 1988, **121**, 2209–2223; (b) B. B. Snider and J. V. Duncia, *J. Am. Chem. Soc.*, 1980, **102**, 5926-5928; F. Effenberger and G. Zoller, *Tetrahedron*, 1988, **44**, 5573-5582; (c) C. Leroi, D. Bertin, P. E. Dufils, D. Gigmes, S. Marque, P. Tordo, J. L. Couturier, O. Guerret and M. A. Ciufolini, *Org. Lett.*, 2003, **5**, 4943-4945.

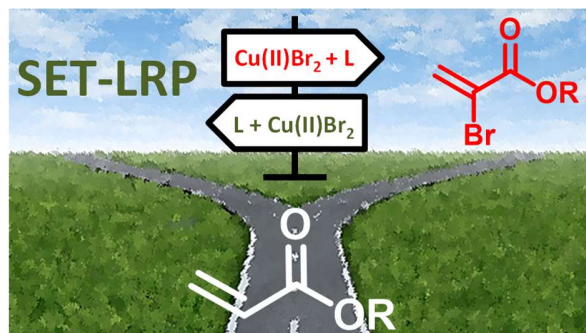
20 N. Ballard, M. Salsamendi, J. I. Santos, F. Ruipérez, J. R. Leiza and J. M. Asua, *Macromolecules* 2014, **47**, 964-972.

21 A. Anastasaki, C. Waldron, P. Wilson, R. McHalea and D. M. Haddleton, *Polym Chem.*, 2013, **4**, 2672-2675.

22 X. Leng, N. H. Nguyen, B. van Beusekom, D. A. Wilson and V. Percec, *Polym Chem.*, 2013, **4**, 2995-3004.

23 M. Zhang, M. F. Cunningham and R. H. Hutchinson, *Polym Chem.*, 2015, **6**, 6509-6518.

Table of Contents



The importance of reagents order addition in SET-LRP.