

Organocatalysis | Hot Paper |

Enantioselective Synthesis of 3-Heterosubstituted-2-amino-1-ols by Sequential Metal-Free Diene Aziridination/Kinetic Resolution

Irene Giménez-Nueno,^[a] Joan Guasch,^[a] Ignacio Funes-Ardoiz,^[b] Feliu Maseras,^[b, c]
M. Isabel Matheu,^[a] Sergio Castellón,^{*[a]} and Yolanda Díaz^{*[a]}

Abstract: A general protocol for the enantioselective synthesis of 3-heterosubstituted-2-amino-1-ols was developed based on metal-free intramolecular regio- and stereoselective diene aziridination and regioselective opening. Kinetic

resolution of the resulting (1'-NR and 1'-SR)-4-oxazolidinones was performed using ABCs organocatalysts, expanding the application of this methodology.

Introduction

Vinylaziridines have recently emerged as important intermediates for the synthesis of pharmaceutical drugs and naturally occurring products.^[1] The thoroughly studied reactivity of the strained aziridine ring along with the possibility of later double bond functionalisation, make them versatile building blocks in organic synthesis.^[2] General methods for the direct preparation of vinylaziridines include the Darzens-type reaction, the addition of allyl ylides or benzylsulfonium salts (Corey–Chaykovsky reaction) to imines, the ring-opening/closing of vinyl epoxides and the ring closing of 1,2-aminoaldehydes (Scheme 1 A).^[2a,b] Moreover, the addition of a nitrene moiety into a conjugated diene has drawn much attention in the past few years (Scheme 1 A).^[3] In particular, remarkable examples on metal-catalysed intermolecular aziridination of conjugated double bonds in the presence of sulfamates,^[4] sulfonamides,^[1a,b] aryl azide^[5] or *N*-(*p*-toluenesulfonyl)imino]phenyliodinane (PhI=NTs)^[1c,d,6] as nitrene sources can be found at the literature. Common problems related to this approach are the control of the regioselectivity as well as the stereoselectivity, since *cis/trans* isomerization has been observed for some metals. Metal-

catalysed intramolecular diene aziridination can overcome former regioselectivity issues. However, publications on this approach are scarce.^[7] In addition, only few reports deal with the intermolecular metal-free preparation of vinylaziridines based on the use of DppONH₂/R₃N^[8] and PhthNNH₂^[9] (Scheme 1 B i) ■ ■ please check, no Bi and B ii labels in Scheme 1? ■ ■, whereas there are no reports concerning the intramolecular version. Along these lines, metal-free aziridination of simple alkenes can be done in the presence of PhthNNH₂/PhI(OAc)₂ system^[10] or via in situ formation of intermediate iminoiodinane^[11] (Scheme 1 B ii). The intramolecular formation of aziridinium intermediates has also been described.^[12]

The increased concern in developing greener processes for already known chemical transformations^[13] has favoured the use of hypervalent iodine reagents as interesting surrogates of transition metal catalysts.^[14] Thus, most of the processes for metal-free intramolecular aziridination are based on the use of I(III) reagents, and particularly iodosobenzene (PhIO).^[11] Moreover, despite the current interest in metal-free alkene functionalisation, mechanistic studies regarding PhIO-mediated amination/aziridination reactions are still missing.

Within this context, our group became interested in the use of vinylaziridines as intermediates for the synthesis of unsaturated vicinal amino-alcohols related to relevant lipids occurring in nature.^[6a,b] We have previously reported a rhodium-catalysed regio- and stereoselective oxyamination of dienes via tandem intramolecular aziridination/ring-opening (Scheme 1 C).^[7b]

Despite the outstanding control of the regioselectivity obtained at the ring opening step (S_N2 vs. S_N2'), based on the precise choice of the Rh catalyst, the method suffered from a lack of flexibility: the carboxylate ligands from hypervalent iodine reagent (PhI(OR)₂), released to the reaction medium, produced the in situ ring opening of the aziridine intermediate, thus preventing the discretionary use of an external nucleophile.

As part of our interest in building-up a general protocol for synthesizing 3-heterosubstituted-2-amino-1-ol derivatives, we envisioned an intramolecular metal-free aziridination strategy

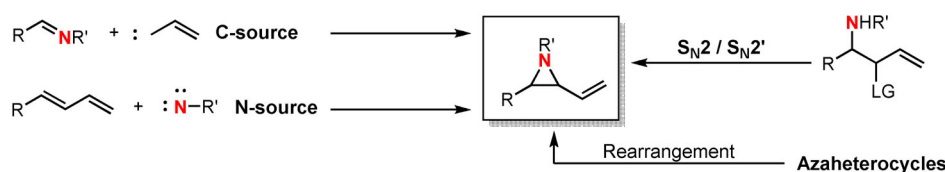
[a] I. Giménez-Nueno, Dr. J. Guasch, Prof. M. I. Matheu, Prof. S. Castellón, Dr. Y. Díaz
Departament de Química Analítica i Química Orgànica
Universitat Rovira i Virgili
C/ Marcel·lí Domingo no. 1, 430077, Tarragona (Spain)
E-mail: sergio.castillon@urv.cat
yolanda.diaz@urv.cat

[b] Dr. I. Funes-Ardoiz, Prof. F. Maseras
Institut Català de Investigació Química (ICIQ)
The Barcelona Institut of Science and Technology
C/Paisos Catalans 16, 43007, Tarragona (Spain)

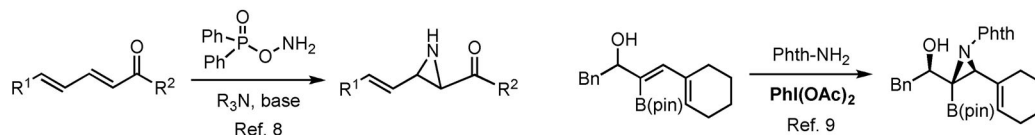
[c] Prof. F. Maseras
Departament de Química
Universitat Autònoma de Barcelona
08913 Bellaterra (Spain)

Supporting information and the ORCID identification number(s) for the author(s) of this article can be found under:
<https://doi.org/10.1002/chem.201902734>.

A. General methods for vinylaziridine synthesis

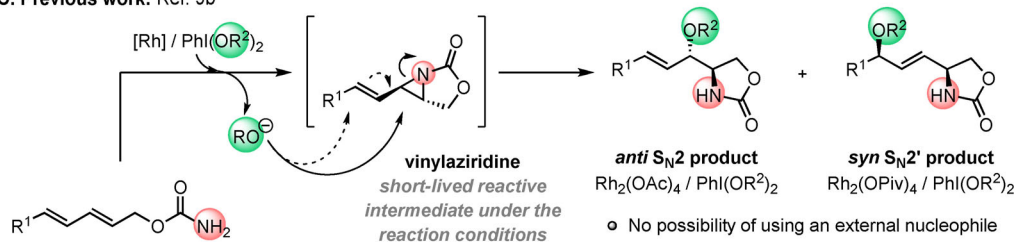


B. Metal-free strategies for diene aziridination



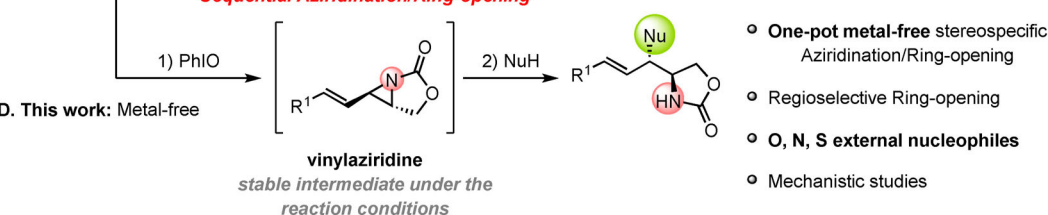
Tandem Aziridination/Ring-opening

C. Previous work: Ref. 9b



Sequential Aziridination/Ring-opening

D. This work: Metal-free



Scheme 1. A. General protocols for diene aziridination. B. Metal-free strategies for alkene aziridination. C. Consecutive metal-catalysed intramolecular aziridination/opening from dienyl carbamates. D. This work: Synthesis of vinyl-aziridines by metal-free intramolecular diene aziridination and in situ conversion into 3-substituted derivatives.

amenable to be coupled with a sequential ring opening using an external nucleophile of choice (Scheme 1D). The resulting racemic oxazolidinones could be then subjected to an organo-catalysed kinetic resolution applying a reported procedure by our group^[15] to obtain enantioenriched synthetic intermediates bearing both the nucleophile and the amino moiety in a 1,2-array.

Here we report our results on the one-pot PhIO mediated intramolecular aziridination/ring-opening of dienyl carbamates in the presence of *O*-, *N*-, *S*-nucleophiles and the generalisation of our BTM-catalysed kinetic resolution for substrates bearing alternative heteroatoms and groups adjacent to the oxazolidinone ring. A DFT mechanistic study on aziridine formation from PhIO as well as the final synthesis of two sphingosine analogues have also been performed.

Results and Discussion

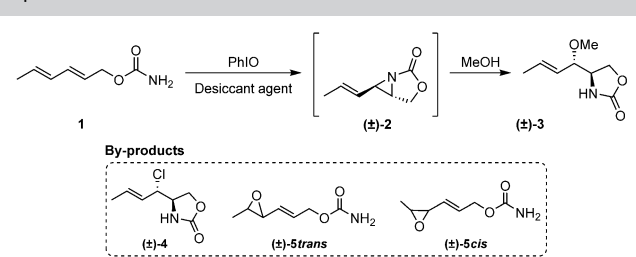
At the outset of this project, model carbamate **1** was initially treated with PhIO in the presence of 4 Å molecular sieves to

form vinylaziridine intermediate (\pm)-**2** which was directly opened in the reaction medium using methanol as a nucleophile to finally furnish the desired oxazolidinone (\pm)-**3** in an overall 56% NMR-yield as a single diastereomer with complete regiocontrol (Table 1, entry 1).

Initial optimisation proved that solvent was a crucial factor for the final outcome of the reaction.^[16] Chlorinated solvents gave the highest yields for the aziridination/ring-opening procedure (Table 1, entries 1 and 2) whereas oxazolidinone (\pm)-**3** was only formed up to 18% NMR-yield for all the other solvents tested (Table 1, entries 3–8). Working at higher concentrations (0.10 M of CH_2Cl_2) had a negative effect in conversion (Table 1, entry 9).

Disappointingly, alternative desiccant agents or different temperatures did not improve the final reaction yields (Table 1, entries 10–13). Therefore, only a moderate 61% NMR-yield over two steps was obtained after initial screening, even though complete consumption of starting material was confirmed by ¹H-NMR. Moreover, preliminary attempts to isolate oxazolidinone (\pm)-**3** resulted in an important decrease of yield

Table 1. Intramolecular aziridination of dieny carbamates **1** with PhIO. Optimisation of reaction conditions.^[a]



Entry	Solvent (M)	Desiccant agent	Temp [°C]	Yield [%] ^[b]
1	CH ₂ Cl ₂ (0.04)	4 Å M.S.	35	56
2	1,2-DCE (0.04)	4 Å M.S.	35	61
3	CH ₃ CN (0.04)	4 Å M.S.	35	18
4	Toluene (0.04)	4 Å M.S.	35	15
5	Benzene (0.04)	4 Å M.S.	35	13
6	CF ₃ -Benzene (0.04)	4 Å M.S.	35	C.M. ^[c]
7	THF (0.04)	4 Å M.S.	35	C.M. ^[c]
8	1,4-Dioxane (0.04)	4 Å M.S.	35	C.M. ^[c]
9	CH ₂ Cl ₂ (0.10)	4 Å M.S.	35	18
10	CH ₂ Cl ₂ (0.04)	MgSO ₄	35	18
11	CH ₂ Cl ₂ (0.04)	Na ₂ SO ₄	35	14
12	CH ₂ Cl ₂ (0.04)	4 Å M.S.	r.t.	35
13	CH ₂ Cl ₂ (0.04)	4 Å M.S.	Reflux	52
14 ^[d]	CH ₂ Cl ₂ (0.04)	4 Å M.S.	35	32
15 ^[e]	CH ₂ Cl ₂ (0.04)	4 Å M.S.	35	95(70)
16 ^[e,f]	CH ₂ Cl ₂ (0.04)	–	35	–
17 ^[e,g]	CH ₂ Cl ₂ (0.04)	–	35	C.M. ^[c]

[a] Carbamate **1** (1 equiv), PhIO (2 equiv), desiccant agent (100 mg per 0.1 mmol carbamate **1**). MeOH as a quenching agent (2 mL). [b] Determined by ¹H NMR spectroscopy using 1,3-dinitrobenzene as an internal standard (isolated yield). [c] Complex mixture. [d] 10 mol% of radical inhibitor BHT. [e] Recrystallised carbamate **1** (1 equiv). [f] PhI(OAc)₂ (2 equiv). [g] PhI(OCOCF₃)₂ (2 equiv).

due to product decomposition under prolonged contact with silica gel.

At this point, thorough analysis of the reaction crude NMR spectra revealed the presence of two by-products: chloro substituted oxazolidinone (±)-**4** (up to 20% NMR-yield) and a mixture of epoxides (±)-**5 trans** and (±)-**5 cis** (< 5% NMR-yield) (see Table S1 in Supporting Information for a preliminary study on PhIO-mediated diene epoxidation).

Whereas epoxide subproducts were consistently obtained in all reactions, the yield in the chloro derivative proved erratic and significantly varied depending of the substrate batch. Hence, we sought the proper conditions for optimal aziridination reaction, free of chlorinated subproducts. Chlorinated solvents have been reported to form either Cl radicals or HCl that in situ opened fused-ring intermediates with a similar chemical structure than vinylaziridine (±)-**2**.^[17]

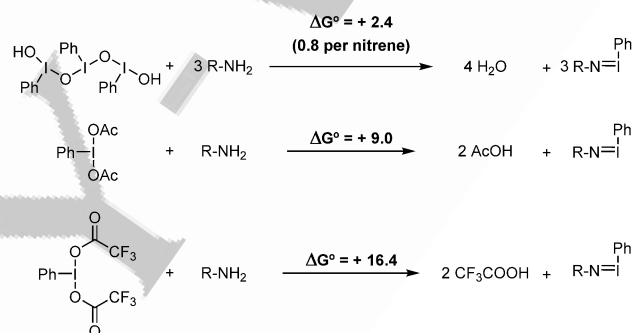
Considering this piece of information, PhIO-mediated aziridination was carried out in the presence of dibutylhydroxytoluene (butylated hydroxytoluene, BHT) as a radical scavenger. However, the final yield on (±)-**3** did not improve after overnight stirring while a relevant percentage of chlorinated oxazolidinone (±)-**4** was still generated (Table 1, entry 14).

Optimisation of the reaction conditions showed that recrystallisation of the apparently pure carbamate **1** resulted in a

dramatic improvement in methoxy oxazolidinone (±)-**3** yield, formed in a remarkable 95% NMR-yield (70% isolated yield) (Table 1, entry 15).

We then became interested in testing alternative sources of hypervalent iodine reagent as oxidants for the intramolecular aziridination reaction. However, when carbamate **1** was reacted with PhI(OAc)₂ or PhI(OCOCF₃)₂ under the optimised conditions, no reaction or starting material decomposition, respectively, was observed (Table 1, entries 16 and 17).

Then, we carried out DFT calculations to clarify some of these experimental aspects. We used the M06-2X functional^[18] and included the solvent implicitly by the SMD method (see the Supporting Information for full computational details).^[19,20] We first analysed the difference between the I(III) sources. We computed the thermodynamics for the nitrene formation from the carbamate substrate **1** and each of the three precursors.^[21] We used a trimeric structure of PhI=O as a model for the polymeric structure of this precursor (see Scheme 2).^[22]



Scheme 2. Thermodynamics of the iminoiodinane formation from PhIO trimeric structure, PhI(OAc)₂ or PhI(OCOCF₃)₂, and substrate **1** (R-NH₂=**1**). Free energies in kcal mol⁻¹.

We found the transformation to be slightly endergonic for PhI=O (0.8 kcal mol⁻¹ per nitrene unit). We consider that the use of molecular sieves in the experimental setup can be sufficient to displace the equilibrium towards the formation of the nitrene.

In contrast, the analogous process for both PhI(OAc)₂ and PhI(OCOCF₃)₂ was found to be significantly more endergonic, which agrees with the lack of experimental reactivity. We attribute this behaviour to the low basicity of the corresponding acetate or trifluoroacetate moieties in the PIDA and PIFA reactants.

We also analysed computationally the detailed mechanism for the intramolecular nitrene transfer from intermediate **1t** (Figure 1). The first step is a conformational rearrangement from **1t** to **2t** via rotation around the C–O bond. From **2t**, we explored two different mechanisms for the aziridine formation: concerted (Figure 1, black) and bimolecular (Figure 1, grey). The bimolecular path was discarded due to the high free energy of the TS 5t-6t transition state (30.3 kcal mol⁻¹). A non-productive stepwise mechanism was also considered and dismissed (see Supporting Information for details).

The concerted pathway has its highest free energy point (23.2 kcal mol⁻¹) at transition state **TS 2t-3t**. Interestingly,

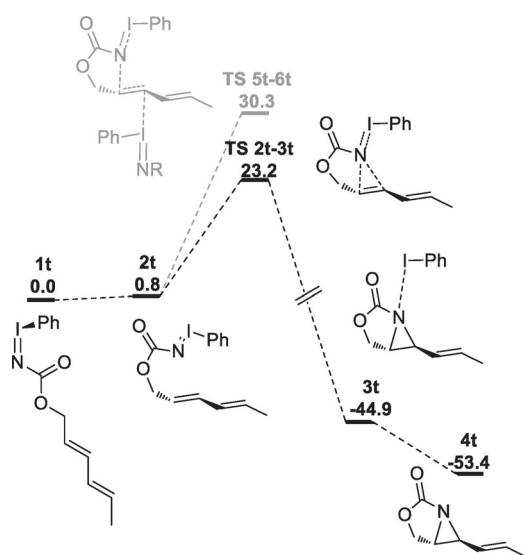


Figure 1. Free energy profile of the aziridine formation from the iminoiodane intermediate. Energies in kcal mol⁻¹.

there are two conformers of the transition state: the most stable one (Figure 2, left) has a dispersion interaction between the phenyl group and the distal double bond of the substrate,

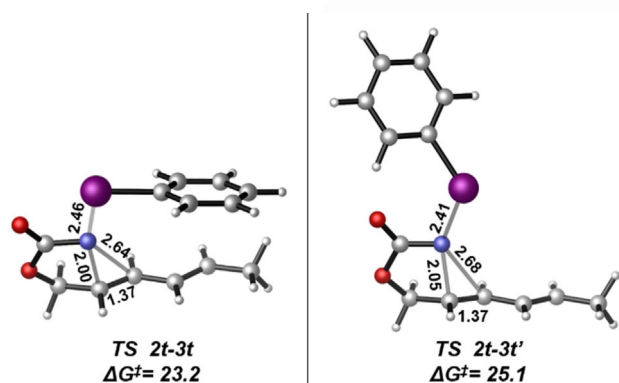
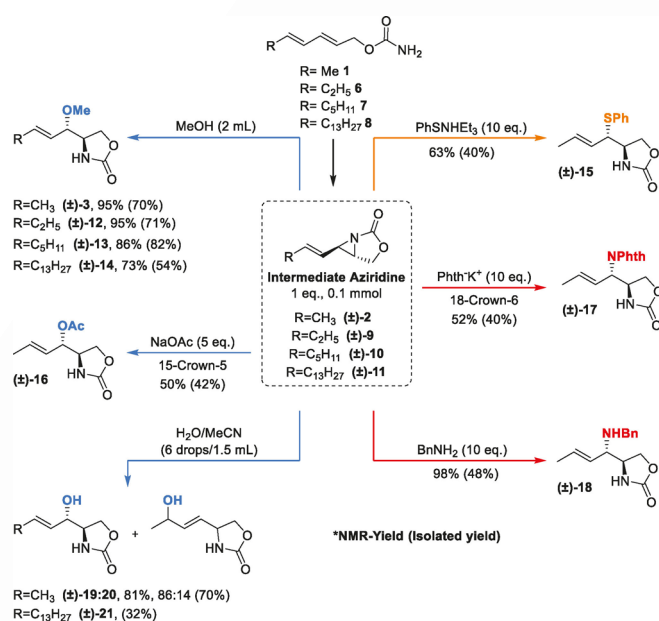


Figure 2. 3D Structures of the concerted transition states TS 2t-3t and the conformer TS 2t-3t'. Relevant bond distances in Å.

while the least stable (Figure 2, right) has the phenyl group pointing out. We confirmed the concerted character of the preferred transition state via IRC calculation, although the aziridine formation is highly asynchronous. The N-C2 bond (on the O side of the substrate chain) is formed first. The asymmetry in the forming C-N bond lengths is 0.64 Å in the transition state. More details are given in Figure S3 in the Supporting Information. The concerted character of the transition state, together with the presence of dispersion interactions, are promising hints towards the development of an enantioselective process using a chiral hypervalent iodine reagent.

Aziridination scope and subsequent opening with methanol was then studied for carbamates containing different side-chains **6-8** (Scheme 3). Reactions under the optimised conditions led to the aziridine intermediates **9-11**, as judged by TLC,



Scheme 3. Aziridination of carbamates **1,6-8** and opening of vinylaziridines (±)-**2, 9-11** to give 3-OR-, 3-NR¹R²-, 3-SPh- and 2-amino-4-ene-1-ols.

which were sequentially opened by addition of methanol to give compounds **12-14** in good yields, although the aziridination step required longer reaction times or increased temperatures (Scheme 3).

As mentioned before, one of the main advantages of the present metal-free aziridination strategy is the possibility to select external nucleophiles to perform the ring-opening step, providing differently substituted oxazolidinones. According to previous strategies,^[6a,23] several oxygen, nitrogen, and sulphur nucleophiles were chosen in order to explore the scope of the ring-opening step (Scheme 3). Moderate to high yields were achieved after optimisation of the reaction conditions for each nucleophile (see Supporting Information for the complete optimisation study).

Initially, we tested the ring-opening step using water as a nucleophile in order to directly introduce the alcohol moiety. However, the molecular sieves present in the reaction medium trapped the water added, leading to low reaction yields. Driving the reaction in two different basic media (K₂CO₃, KOH), even in the presence of DMSO for avoiding the formation of a two-phase system, led to discouraging results (See Table S2 in the Supporting Information). Finally, hydroxy oxazolidinone (±)-**19** was generated along with a small percentage of the S_N2' ring-opening product **20** in a promising 70% overall yield using a mixture of H₂O in MeCN (Table S2). Likewise, long-chain oxazolidinone (±)-**21** was also prepared in 32% overall yield applying the same ring-opening strategy (Scheme 3). Moreover, another O-containing analogue, acetoxy oxazolidinone (±)-**16**, was synthesised using an excess of NaOAc salt in the presence of catalytic amounts of 15-crown-5 ether (Table S3) (Scheme 3).

For the introduction of N-nucleophiles, benzylamine and potassium phthalimide were selected. The ring-opening reaction proceeded smoothly when benzylamine was directly added to

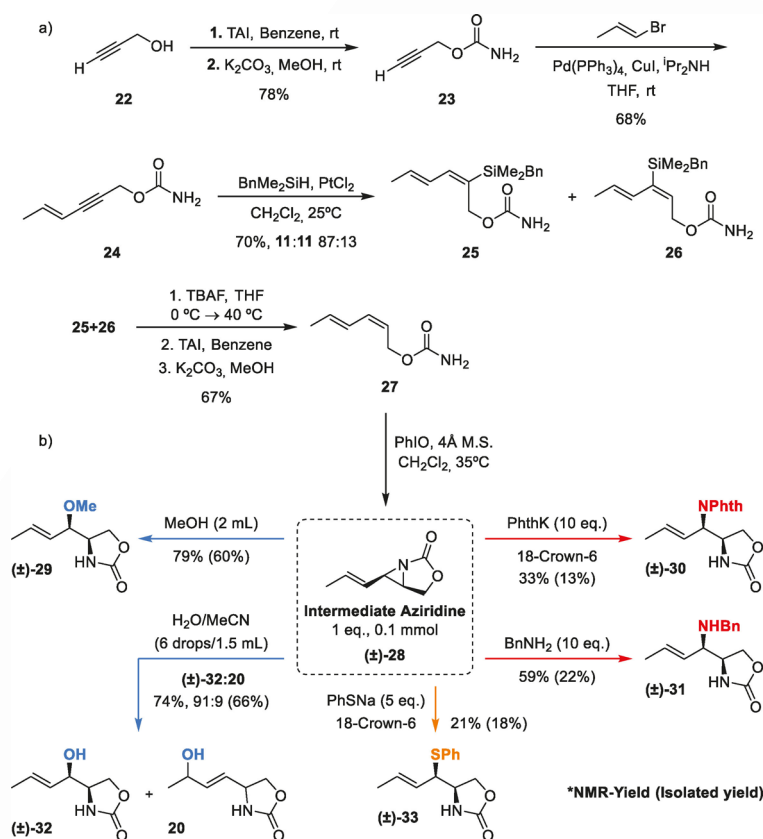
the reaction mixture, providing full conversion to oxazolidinone (\pm)-18 which was isolated in a 48% yield over two steps, due to product decomposition during column chromatography (Scheme 3). Phthalimide, however, was a more challenging nucleophile that required an intense optimisation work (Table S4). The best results were obtained upon treatment of vinyl aziridine intermediate (\pm)-2 with potassium phthalimide and catalytic amounts of 18-crown-6 ether, to furnish oxazolidinone (\pm)-17 in a 40% overall yield (Scheme 3).

Finally, thiophenol was selected to illustrate the ring-opening step with *S*-containing nucleophiles. Preliminary results suggested that the soft and slightly acid character of this nucleophile favoured S_N2' ring-opening product over the S_N2 oxazolidinone (\pm)-15 (Table S5). In fact, slow addition of PhSH led to a substantial increase in the formation of S_N2 product (\pm)-15. Then, considering previous ring-opening examples, NaSPh salt was tested as nucleophile for the ring opening step (Table S5). However, no nucleophile incorporation was observed when intermediate vinyl aziridine (\pm)-2 was directly treated with the solid salt. Attempts to solubilise NaSPh in different organic solvents were unsuccessful. However, the addition of catalytic amounts of 15-crown-5 ether triggered PhSNa solubilisation and nucleophilicity providing the desired oxazolidinone (\pm)-15 in a 55% yield for two steps. Further improvement of the ring-opening yield was achieved by switching to PhSNHET₃ as the nucleophile, furnishing oxazolidinone (\pm)-15 in a 63% yield (40% isolated yield).

As part of our increased interest on the synthesis of sphingolipid analogues as potential SK1 inhibitors for cancer treatment, we envisioned the possibility of applying the PhIO-mediated aziridination/ring-opening methodology to the preparation of new sphingosine analogues bearing substituents in a *syn*-relative configuration starting from (2*Z*,4*E*)-hexa-2,4-dien-1-yl carbamate **27** (Scheme 4). The synthesis of this starting material was accomplished through a four-step procedure from commercially available propargyl alcohol **22**. Initial carbamylation reaction followed by a Sonogashira coupling with *trans*-1-bromo-1-propene^[6b] gave access to enyne carbamate **24**. Subsequent platinum-catalysed hydrosilylation reaction^[24] furnished a mixture of *E*-silylenones **25** and **26**, which were finally treated with TBAF to afford **27** (Scheme 4a).

The recrystallised (2*Z*,4*E*)-dienyl carbamate **27** was then submitted to the PhIO-mediated aziridination reaction under the optimised conditions to give vinylaziridine (\pm)-**28**, which was subsequently treated with the same set of nucleophiles used for the ring-opening step of (\pm)-**2** to afford compounds (\pm)-**29–33** (Scheme 4b). In general, final oxazolidinone yields were lower than those previously observed for 2*E*,4*E* dienyl carbamate **1**.

Looking for an explanation for this fact, we also explored computationally the mechanism of the 2*Z*,4*E* substrate **27**. In this case, the free energy barrier for the aziridine formation is



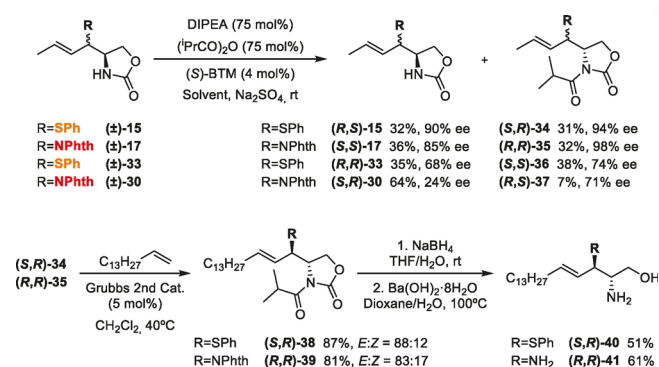
Scheme 4. a) Synthesis of *cis-trans*-dienyl carbamate **27**. b) One-pot aziridination/ring-opening of carbamate **27** with *O*-, *N*- and *S*-nucleophiles.

26.4 kcal mol⁻¹, 3.2 kcal mol⁻¹ higher than that from the corresponding 2*E*,4*E* substrate (see Figure S4 in the Supporting Information), which may be the reason for observed lower yields. This higher barrier can be rationalized due to the lack of the dispersion interaction between the PhI moiety and the second double bond.

Especially notorious was the case of phenyl sulfanyl oxazolidinone (\pm)-**33** (Scheme 4b). When the optimised PhSNHET₃ salt was used as a nucleophile, oxazolidinone (\pm)-**33** was not obtained. By switching the nucleophile to a mixture of NaSPh and catalytic amounts of 15-crown-5 ether, we were able to form product (\pm)-**33**, although in low yields. Nevertheless, all oxazolidinone products were isolated as single diastereomers. *Syn*-configuration was assigned based on the different chemical shifts and coupling constants of the oxazolidinone ring in this series when compared to the NMR-spectra of related *anti*-products. The formation of diastereomerically pure *anti*- or *syn*-products from both the *E,E*- and the *Z,E* dienyl carbamates, respectively, accounts for the stereospecificity of the whole process, involving the alkene aziridination but also the ring opening.

We have recently reported an efficient BTM-catalysed kinetic resolution of several *O*-acyl protected hydroxy oxazolidinones via an enantioselective *N*-acylation of the corresponding lactam.^[15,25] The interaction between the carbonyl moiety present at the protecting group and the heterocyclic thiazolium cation formed after the initial acylation of the BTM catalyst fav-

oured the stabilisation of the reactive transition state. We hypothesised that *S*- and *N*-containing oxazolidinones could also be used as starting materials for the former kinetic resolution since the PhS group, or the carbonyl moieties from phthalimide group, could favour the stabilisation of the transition state in a similar way. Thus, *S*-substituted oxazolidinones, (\pm)-**15** and (\pm)-**33**, and *N*-substituted oxazolidinones, (\pm)-**17** and (\pm)-**30**, previously obtained from the PhIO mediated aziridination/ring-opening methodology, were submitted to kinetic resolution conditions using (*S*)-BTM as catalyst (Scheme 5). To our



Scheme 5. Kinetic resolution of intermediate anti-oxazolidinones (\pm)-**15**, (\pm)-**17** and *syn*-oxazolidinones (\pm)-**30**, (\pm)-**33** and final synthesis of sphingosine analogues (*S,R*)-**40** and (*R,R*)-**41** via cross-metathesis and deprotection.

delight, both *anti*-oxazolidinones (\pm)-**15** and (\pm)-**17** underwent the kinetic resolution in good yields and remarkable enantioselectivities, 94% ee and 98% ee for the acylated products (*S,R*)-**34** and (*S,R*)-**35** and 90% ee and 85% ee for the recovered starting material (*R,S*)-**15** and (*R,S*)-**17**, respectively. However, only moderate selectivities were observed for the *syn-S*-substituted oxazolidinone (\pm)-**33** whereas *syn-N*-substituted oxazolidinone (\pm)-**30** proved to be mainly unreactive under the kinetic resolution conditions due to its low solubility in the reaction medium.

With the aim of exploiting this methodology in the synthesis of biologically relevant molecules such as sphingosine analogues, the enantioenriched acylated oxazolidinones were further elaborated via a cross-metathesis reaction to introduce the characteristic aliphatic chain of these natural products. Only *anti*-substituted oxazolidinones (*S,R*)-**34** and (*R,R*)-**35** rendered the desired elongated products (*S,R*)-**38** and (*R,R*)-**39** when they were treated under optimised cross-metathesis conditions (Scheme 5).^[14] The reason for this lack of reactivity of *syn* isomers is not clear and has not been addressed but could be due to steric clash between the catalyst and the *syn*-heteroatomic substituted oxazolidinone.

Deprotection of the terminal amino-alcohol moiety was accomplished to finally obtain two enantioenriched sphingosine analogues with the same configuration than that of the natural occurring product bearing a thiophenol group (*S,R*)-**40** and a primary amine (*R,R*)-**41** at the 3-position, respectively (Scheme 5).

Conclusions

A general protocol for accessing (1'-OR, 1'-NR and 1'-SR)-4-oxazolidinones in a regio- and stereoselective manner was developed based on a metal-free intramolecular aziridination of dienyl carbamates to give vinylaziridines and subsequent opening with the corresponding nucleophiles. This method could be expanded to the introduction of carbon nucleophiles.^[23] The organocatalyzed kinetic resolution of the so obtained racemic oxazolidinones gives access to enantioenriched 3-NHR- and 3-SR-2-amino-4-ene-1-ols. This general protocol was applied to the enantioenriched synthesis of (2*S*,3*R*)-3-deoxy-3-SPh- and (2*R*,3*R*)-3-amino-3-deoxy-sphingosine derivatives via cross-metathesis reaction and removal of protecting groups. A DFT mechanistic study on PhIO promoted aziridination is also provided, including an explanation for the remarkable performance of PhIO over other related I(III) reagents for this transformation.

Experimental Section

General procedure for one-pot PhIO mediated Aziridination/Ring-Opening: A flame dried Schlenk containing a magnetic stirring bar was charged with activated 4 Å M.S. (100 mg/0.1 mmol) in distilled CH₂Cl₂ (0.04 M) under argon atmosphere. Dienyl carbamate (0.1 mmol) and PhIO (0.2 mmol) were added and the heterogeneous mixture was stirred at 35 °C unless stated in the specific procedure until TLC showed complete consumption of the starting material. Nucleophile was then added, and the reaction mixture was stirred overnight. The crude solution was filtered over celite, abundantly washed with CH₂Cl₂ and concentrated under reduced pressure. The yield over the two steps was determined by ¹H-NMR spectroscopy, using 1,3-dinitrobenzene as internal standard. The reaction crude was initially purified through a short column chromatography (2–3 cm) in order to avoid product decomposition under prolonged contact with silica gel.

General procedure for the BTM-catalysed kinetic resolution of oxazolidinones with isobutyric anhydride: The reactions were set at the globe box. The catalyst was used within a solution which was prepared by dissolving (*S*)-BTM (10.1 mg, 0.04 mmol) and DIPEA (131 μL, 0.75 mmol) in CHCl₃ (4.9 mL). One dram vial was charged with the oxazolidinone substrate (0.10 mmol) and 0.5 mL of the catalyst solution. Then 100 mg of Na₂SO₄ were added and the reaction mixture was magnetically stirred for 5 min before being treated with isobutyric anhydride (0.075 mmol). The reaction mixture was kept under stirring and followed by ¹H NMR. Methanol was finally added to quench the reaction.

General procedure for the *N*-acylation of racemic oxazolidinones with isobutyric anhydride:^[26] Oxazolidinone (0.10 mmol) was dissolved in CH₂Cl₂ (0.1 M) at room temperature under argon atmosphere. Et₃N (0.10 mmol) was then added and the solution was cooled to 0 °C. Stirring was continued for approximately 20 min and DMAP (2.5 mol %) and (iPrCO)₂O (0.11 mmol) were subsequently added. The resulting mixture was kept at 0 °C for one hour and then warmed to room temperature. After completion, the crude was concentrated under reduced pressure.

General procedure for the cross metathesis of alkenyl oxazolidinones with terminal olefins:^[15] A two-neck round-bottom flask fitted with a reflux condenser was charged with a solution of alkenyl oxazolidinone (0.10 mmol) in dry dichloromethane (0.05 M).

Terminal olefin (0.12 mmol) and Grubbs catalyst 2nd generation (5 mol%) were then added and the reaction mixture was stirred at 40 °C for 24 h. After completion, the crude was concentrated under reduced pressure.

Computational Methods

All the calculations were performed using Gaussian09 program package (Revision D01).^[27] We chose the M06-2X method^[28] based on its well-recognized accuracy in iodine(III) chemistry.^[29] In addition, all the structures were optimized in solution considering the experimental solvent (dichloromethane, $\epsilon=4.7113$) implicitly through the SMD implicit solvation method.^[30] We carried out the optimizations and frequency calculations using the following basis set: 6-31G(d) for C, H, N and O atoms^[31] and LANL2DZ(d,p) for iodine atom. Additionally, potential energies were further refined using the 6-311++G(d,p) basis set for C, H, N and O (keeping the same basis set for iodine).^[32]

All the stationary points were characterized as minima or as transition states by frequency analyses (zero imaginary frequencies for minima and one for transition states). Transition states were connected towards reactants and products using IRC calculation when needed. All the energies shown along the manuscript are free energies in solution calculated at standard conditions (298 K and 1 atm) and in kcal mol⁻¹. A data set collection of computational results is available in loChem-BD repository.^[33]

Acknowledgements

Financial support by the Ministerio de Economía y Competitividad (Mineco), Spain (CTQ2017-89750-R) and the European Regional Development Fund are gratefully acknowledged. I.G.-N. thanks Mineco for a predoctoral FPI fellowship (Ref: BES-2015-074435) and J.G. thanks Generalitat de Catalunya for a FI fellowship. F.M. and I.F.-A. thank the financial support from the CERCA Programme/Generalitat de Catalunya and MINECO (Project CTQ2017-87792-R). I.F.-A. thanks the Severo Ochoa predoctoral training fellowship (Ref: SVP-2014-068662).

Conflict of interest

The authors declare no conflict of interest.

Keywords: ABC catalysts · carbamates kinetic resolution · enantioselectivity · metal-free aziridination · organocatalysis · sphingosine analogues · vinylaziridines synthesis

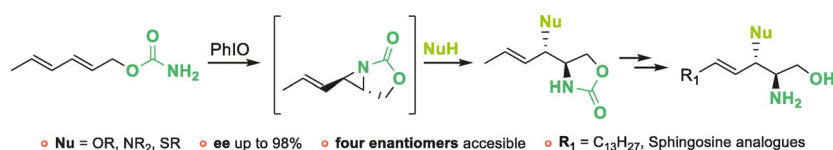
- [1] a) B. M. Trost, T. Zhang, *Chem. Eur. J.* **2011**, *17*, 3630–3643; b) B. M. Trost, T. Zhang, *Angew. Chem. Int. Ed.* **2008**, *47*, 3759–3761; *Angew. Chem.* **2008**, *120*, 3819–3821; c) J. Gilmet, B. Sullivan, T. Hudlicky, *Tetrahedron* **2009**, *65*, 212–220; d) E. Baron, P. O'Brien, T. D. Towers, *Tetrahedron Lett.* **2002**, *43*, 723–726.
- [2] a) *Vinylaziridines in Organic Synthesis in Aziridines and Epoxides in Organic Synthesis* (Ed.: H. Ohno), Wiley-VCH, Weinheim, **2006**, pp. 37–71; b) H. Ohno, *Chem. Rev.* **2014**, *114*, 7784–7814. For selected reviews on aziridine synthesis, see: c) S. Sabir, G. Kumar, J. L. Jat, *Asian J. Org. Chem.* **2017**, *6*, 782–793; d) L. Degennaro, P. Trinchera, R. Luisi, *Chem. Rev.* **2014**, *114*, 7881–7929; e) H. Pellissier, *Adv. Synth. Catal.* **2014**, *356*, 1899–1935; f) G. S. Singh, M. D'hooghe, N. De Kimpe, *Chem. Rev.* **2007**, *107*, 2080–2135; g) J. B. Sweeney, *Chem. Soc. Rev.* **2002**, *31*, 247–258.

- [3] For selected reviews on nitrene transfer reactions, see: a) B. Darses, R. Rodrigues, L. Neuville, M. Mazurais, P. Dauban, *Chem. Commun.* **2017**, *53*, 493–508; b) J. W. W. Chang, T. M. U. Ton, P. W. H. Chan, *Chem. Rec.* **2011**, *11*, 331–357; c) D. Karila, R. H. Dodd, *Curr. Org. Chem.* **2011**, *15*, 1507–1538; d) J. A. Halfen, *Curr. Org. Chem.* **2005**, *9*, 657–669; e) P. Müller, C. Fruit, *Chem. Rev.* **2003**, *103*, 2905–2919; f) P. Dauban, R. H. Dodd, *Synlett* **2003**, 1571–1586.
- [4] a) J. Ciesielski, G. Dequierez, P. Retailleau, V. Gandon, P. Dauban, *Chem. Eur. J.* **2016**, *22*, 9338–9347; b) G. Dequierez, J. Ciesielski, P. Retailleau, P. Dauban, *Chem. Eur. J.* **2014**, *20*, 8929–8933; c) F. Zhong, T. Bach, *Chem. Eur. J.* **2014**, *20*, 13522–13526; d) Q. Xu, D. H. Appella, *Org. Lett.* **2008**, *10*, 1497–1500.
- [5] a) S. Fantauzzi, E. Gallo, A. Caselli, C. Piangiolo, F. Ragaini, N. Re, S. Cenini, *Chem. Eur. J.* **2009**, *15*, 1241–1251; b) C. Piangiolo, E. Gallo, A. Caselli, S. Fantauzzi, F. Ragaini, S. Cenini, *Eur. J. Org. Chem.* **2007**, 743–750.
- [6] a) J. Lloveria, Á. Beltrán, W. M. C. Sameera, A. Locati, M. M. Díaz-Requejo, M. I. Matheu, S. Castellón, F. Maseras, P. J. Pérez, *J. Am. Chem. Soc.* **2014**, *136*, 5342–5350; b) J. Lloveria, Á. Beltrán, M. M. Díaz-Requejo, M. I. Matheu, S. Castellón, P. J. Pérez, *Angew. Chem. Int. Ed.* **2010**, *49*, 7092–7095; *Angew. Chem.* **2010**, *122*, 7246–7249; c) Q. Wu, J. Hu, X. Ren, J. S. Zhou, *Chem. Eur. J.* **2011**, *17*, 11553–11558; d) D. Sureshkumar, S. Maity, S. Chandrasekaran, *J. Org. Chem.* **2006**, *71*, 1653–1657; e) L. Ma, D.-M. Du, J. Xu, *Chirality* **2006**, *18*, 575–580; f) R. R. Conry, A. A. Tipton, W. S. Strojewske, E. Erkizia, M. A. Malwitz, A. Caffaratti, J. A. Natkin, *Organometallics* **2004**, *23*, 5210–5218; g) M. Nishimura, S. Minakata, S. Thongchanchant, I. Ryu, M. Komatsu, *Tetrahedron Lett.* **2000**, *41*, 7089–7092.
- [7] a) H. Jiang, K. Lang, H. Lu, L. Wojtas, X. P. Zhang, *J. Am. Chem. Soc.* **2017**, *139*, 9164–9167; b) J. Guasch, Y. Díaz, M. I. Matheu, S. Castellón, *Chem. Commun.* **2014**, *50*, 7344–7347.
- [8] a) A. Armstrong, R. D. C. Pullin, J. N. Scutt, *Synlett* **2016**, *27*, 151–155; b) A. Armstrong, R. D. C. Pullin, C. R. Jenner, J. N. Scutt, *J. Org. Chem.* **2010**, *75*, 3499–3502.
- [9] a) J. Hernández-Toribio, M. M. Hussain, K. Cheng, P. J. Carroll, P. J. Walsh, *Org. Lett.* **2011**, *13*, 6094–6097; b) T. Siu, A. K. Yudin, *J. Am. Chem. Soc.* **2002**, *124*, 530–531.
- [10] a) J. Li, J.-L. Liang, P. W. H. Chang, C.-M. Che, *Tetrahedron Lett.* **2004**, *45*, 2685–2688; b) J. Li, P. W. H. Chang, C.-M. Che, *Org. Lett.* **2005**, *7*, 5801–5804; c) R. D. Richardson, M. Desai, T. Wirth, *Chem. Eur. J.* **2007**, *13*, 6745–6754.
- [11] a) A. Padwa, T. Stengel, *Org. Lett.* **2002**, *4*, 2137–2139; b) R. M. Moriarty, S. Tyagi, *Org. Lett.* **2010**, *12*, 364–366; c) Q.-H. Deng, J.-C. Wang, Z.-J. Xu, C.-Y. Zhou, C.-M. Che, *Synthesis* **2011**, 2959–2967.
- [12] a) D. J. Wardrop, E. G. Bowen, R. E. Froslund, A. D. Sussman, S. L. Weera-sekera, *J. Am. Chem. Soc.* **2010**, *132*, 1188–1189; b) E. G. Bowen, D. J. Wardrop, *Org. Lett.* **2010**, *12*, 5330–5333; c) D. J. Wardrop, E. G. Bowen, *Org. Lett.* **2011**, *13*, 2376–2379; d) H. M. Lovick, F. E. Michael, *J. Am. Chem. Soc.* **2010**, *132*, 1249–1251.
- [13] a) *Introduction to Green Chemistry* (Ed.: A. S. Matlack), Marcel Dekker, New York, **2001**; b) *Green Chemistry: Theory and Practice* (Eds.: P. Anastas, J. Warner), Oxford University Press, Oxford, **2000**.
- [14] For selected reviews on hypervalent iodine reagents, see: a) A. Yoshimura, V. V. Zhdankin, *Chem. Rev.* **2016**, *116*, 3328–3435; b) F. V. Singh, T. Wirth, *Chem. Asian J.* **2014**, *9*, 950–971; c) T. Dohi, Y. Kita, *Chem. Commun.* **2009**, 2073–2085; d) V. V. Zhdankin, P. J. Stang, *Chem. Rev.* **2008**, *108*, 5299–5358; e) T. Wirth, *Angew. Chem. Int. Ed.* **2005**, *44*, 3656–3665; *Angew. Chem.* **2005**, *117*, 3722–3731.
- [15] J. Guasch, I. Giménez-Nueno, I. Funes-Ardoiz, M. Bernús, M. I. Matheu, F. Maseras, S. Castellón, Y. Díaz, *Chem. Eur. J.* **2018**, *24*, 4635–4642.
- [16] a) C. J. Carmalt, J. G. Crossley, J. G. Knight, P. Lightfoot, A. Martín, M. P. Muldowney, N. C. Norman, A. G. Orpen, *J. Chem. Soc. Chem. Commun.* **1994**, 2367–2638; b) R. M. Moriarty, J. W. Kosmeder II, Iodosylbenzene. E-EROS Encyclopedia of Reagents for Organic Synthesis.
- [17] S. C. Bergmeier, D. M. Stanchina, *J. Org. Chem.* **1997**, *62*, 4449–4456.
- [18] a) Y. Zhao, D. G. Truhlar, *Theor. Chem. Acc.* **2008**, *120*, 215–241. For recent examples of M062X calculations on similar systems see: b) A. Sreenithya, R. B. Sunoj, *Org. Lett.* **2014**, *16*, 6224–6227; c) C. Zhu, Y. Liang, X. Hong, H. Sun, W.-Y. Sun, K. N. Houk, Z. Shi, *J. Am. Chem. Soc.* **2015**, *137*, 7564–7567.
- [19] A. V. Marenich, C. J. Cramer, D. G. Truhlar, *J. Phys. Chem. B* **2009**, *113*, 6378–6396.

- [20] A data set collection of computational results is available in loChem-BD repository: M. Álvarez-Moreno, C. de Graaf, N. López, F. Maseras, J. M. Poblet, C. Bo, *J. Chem. Inf. Model.* **2015**, *55*, 95–103.
- [21] a) A. Padwa, A. C. Flick, C. A. Leverett, T. Stengel, *J. Org. Chem.* **2004**, *69*, 6377–6386; b) A. Padwa, T. Stengel, *Org. Lett.* **2002**, *4*, 2137–2139. ■ duplicate of 11a. Please remove and adjust references ■
- [22] G. Barea, F. Maseras, A. Lledós, *New J. Chem.* **2003**, *27*, 811–817.
- [23] a) C. S. Adams, L. A. Boralsky, I. A. Guzei, J. M. Schomaker, *J. Am. Chem. Soc.* **2012**, *134*, 10807–10810; b) L. A. Boralsky, D. Marston, R. D. Grigg, J. C. Hershberger, J. M. Schomaker, *Org. Lett.* **2011**, *13*, 1924–1927; c) G. Malik, A. Estéoule, P. Retailleau, P. Dauban, *J. Org. Chem.* **2011**, *76*, 7438–7448; d) F. Duran, L. Leman, A. Ghini, G. Burton, P. Dauban, R. H. Dodd, *Org. Lett.* **2002**, *4*, 2481–2483.
- [24] D. A. Rooke, E. M. Ferreira, *Angew. Chem. Int. Ed.* **2012**, *51*, 3225–3230; *Angew. Chem.* **2012**, *124*, 3279–3284.
- [25] a) X. Yang, V. D. Bumbu, P. Liu, X. Li, H. Jiang, E. W. Uffman, L. Guo, W. Zhang, X. Jiang, K. N. Houk, V. B. Birman, *J. Am. Chem. Soc.* **2012**, *134*, 17605–17612; b) V. B. Birman, H. Jiang, X. Li, L. Guo, E. W. Uffman, *J. Am. Chem. Soc.* **2006**, *128*, 6536–6537.
- [26] C. S. Schindler, P. M. Forster, E. M. Carreira, *Org. Lett.* **2010**, *12*, 4102–4105.
- [27] Gaussian 09 (Revision D.01), M. J. Frisch, G. W. Trucks, H. B. Schlegel, G. E. Scuseria, M. A. Robb, J. R. Cheeseman, G. Scalmani, V. Barone, G. A. Petersson, H. Nakatsuji, X. Li, M. Caricato, A. Marenich, J. Bloino, B. G. Janesko, R. Gomperts, B. Mennucci, H. P. Hratchian, J. V. Ortiz, A. F. Izmaylov, J. L. Sonnenberg, D. Williams-Young, F. Ding, F. Lipparini, F. Egidi, J. Goings, B. Peng, A. Petrone, T. Henderson, D. Ranasinghe, V. G. Zakrzewski, J. Gao, N. Rega, G. Zheng, W. Liang, M. Hada, M. Ehara, K. Toyota, R. Fukuda, J. Hasegawa, M. Ishida, T. Nakajima, Y. Honda, O. Kitao, H. Nakai, T. Vreven, K. Throssell, J. A. Montgomery, Jr., J. E. Peralta, F. Ogliaro, M. Bearpark, J. J. Heyd, E. Brothers, K. N. Kudin, V. N. Staroverov, T. Keith, R. Kobayashi, J. Normand, K. Raghavachari, A. Rendell, J. C. Burant, S. S. Iyengar, J. Tomasi, M. Cossi, J. M. Millam, M. Klene, C. Adamo, R. Cammi, J. W. Ochterski, R. L. Martin, K. Morokuma, O. Farkas, J. B. Foresman, and D. J. Fox, Gaussian, Inc., Wallingford CT, **2016**.
- [28] Y. Zhao, D. G. Truhlar, *Theor. Chem. Acc.* **2008**, *120*, 215–241. ■ duplicate of 18a. Remove and adjust references ■
- [29] a) A. Sreenithya, R. B. Sunoj, *Org. Lett.* **2014**, *16*, 6224–6227; b) C. Zhu, Y. Liang, X. Hong, H. Sun, W.-Y. Sun, K. N. Houk, Z. Shi, *J. Am. Chem. Soc.* **2015**, *137*, 7564–7567. ■ 29a duplicate of 18b; 29b duplicate of 18c. Remove and adjust references ■
- [30] A. V. Marenich, C. J. Cramer, D. G. Truhlar, *J. Phys. Chem. B* **2009**, *113*, 6378–6396. ■ duplicate of 19. Remove and adjust references ■
- [31] a) M. M. Francl, W. J. Pietro, W. J. Hehre, J. S. Binkley, M. S. Gordon, D. J. DeFrees, J. A. Pople, *J. Chem. Phys.* **1982**, *77*, 3654–3665; b) P. C. Hariharan, J. A. Pople, *Theoret. Chim. Acta* **1973**, *28*, 213–222; c) W. J. Hehre, R. Ditchfield, J. A. Pople, *J. Chem. Phys.* **1972**, *56*, 2257–2261.
- [32] R. Krishnan, J. S. Binkley, R. Seeger, J. A. Pople, *J. Chem. Phys.* **1980**, *72*, 650–654.
- [33] M. Álvarez-Moreno, C. de Graaf, N. López, F. Maseras, J. M. Poblet, C. Bo, *J. Chem. Inf. Model.* **2015**, *55*, 95–103. ■ duplicate of 20. Remove and adjust references ■

Manuscript received: June 13, 2019
Revised manuscript received: July 4, 2019
Accepted manuscript online: July 8, 2019
Version of record online: ■ ■ ■, 0000

FULL PAPER



Metal-free intramolecular aziridination of diene carbamates afforded vinylaziridines that were opened with different nucleophiles. Kinetic resolution via ABC-catalysed acylation of the so obtained racemic oxazolidinones allows to establish a general protocol for obtaining 3-

heterosubstituted 2-aminoalcohols with high enantioselectivity. The efficiency of this methodology was demonstrated by preparing enantioenriched (2*S*,3*R*)-3-deoxy-3-SPh- and (2*R*,3*R*)-3-amino-3-deoxy-sphingosine derivatives.

Organocatalysis

I. Giménez-Nueno, J. Guasch,
I. Funes-Ardoiz, F. Maseras, M. I. Matheu,
S. Castellón,* Y. Díaz*

**Enantioselective Synthesis of 3-Heterosubstituted-2-amino-1-ols by Sequential Metal-Free Diene Aziridination/Kinetic Resolution**

Castillon, Diaz et al. (@universitatURV) developed a general protocol for the enantioselective synthesis of 3-heterosubstituted-2-amino-1-ols based on metal-free intramolecular diene aziridination and opening. **SPACE RESERVED FOR IMAGE AND LINK**

Share your work on social media! *Chemistry - A European Journal* has added Twitter as a means to promote your article. Twitter is an online microblogging service that enables its users to send and read text-based messages of up to 140 characters, known as “tweets”. Please check the pre-written tweet in the galley proofs for accuracy. Should you or your institute have a Twitter account, please let us know the appropriate username (i.e., @accountname), and we will do our best to include this information in the tweet. This tweet will be posted to the journal’s Twitter account @ChemEurJ (follow us!) upon online publication of your article, and we recommended you to repost (“retweet”) it to alert other researchers about your publication.

Please check that the ORCID identifiers listed below are correct. We encourage all authors to provide an ORCID identifier for each coauthor. ORCID is a registry that provides researchers with a unique digital identifier. Some funding agencies recommend or even require the inclusion of ORCID IDs in all published articles, and authors should consult their funding agency guidelines for details. Registration is easy and free; for further information, see <http://orcid.org/>.

Irene Giménez-Nueno <http://orcid.org/0000-0001-7004-7099>
Dr. Joan Guasch
Dr. Ignacio Funes-Ardoiz <http://orcid.org/0000-0002-5843-9660>
Prof. Feliu Maseras <http://orcid.org/0000-0001-8806-2019>
Prof. M. Isabel Matheu <http://orcid.org/0000-0001-5216-9260>
Prof. Sergio Castellón <http://orcid.org/0000-0002-0690-7549>
Dr. Yolanda Díaz <http://orcid.org/0000-0001-5567-8108>