

Received 17 July 2017; revised 4 August 2017; accepted 4 August 2017; posted 10 August 2017 (Doc. ID 302516); published 1 September 2017. <https://doi.org/10.1364/OL.42.003490>

Holmium thin-disk laser based on Ho:KY(WO₄)₂ / KY(WO₄)₂ epitaxy with 60% slope efficiency and simplified pump geometry

XAVIER MATEOS,^{1,2,3,*} SAMIR LAMRINI,³ KARSTEN SCHOLLE,³ PETER FUHRBERG,³ SERGEI VATNIK,⁴ PAVEL LOIKO,⁵ IVAN VEDIN,⁴ MAGDALENA AGUILÓ,² FRANCESC DÍAZ,² UWE GRIEBNER,¹ AND VALENTIN PETROV¹

¹Max Born Institute for Nonlinear Optics and Short Pulse Spectroscopy, Max-Born-Str. 2a, D-12489 Berlin, Germany

²Física i Cristal·lografia de Materials i Nanomaterials (FiCMA-FiCNA)-EMaS, Universitat Rovira i Virgili (URV), Campus Sescelades, c/Marcel·lí Domingo, s/n., E-43007 Tarragona, Spain

³LISA laser products OHG, Max-Planck-Str. 1, D-37191 Katlenburg-Lindau, Germany

⁴Institute of Laser Physics, Siberian Branch of Russian Academy of Sciences, 13/3 Lavrentyev Ave, 630090 Novosibirsk, Russia

⁵ITMO University, 49 Kronverkskiy pr., 197101 St. Petersburg, Russia

*Corresponding author: mateos@mbi-berlin.de, xavier.mateos@urv.cat

Received XX Month XXXX; revised XX Month, XXXX; accepted XX Month XXXX; posted XX Month XXXX (Doc. ID XXXXX); published XX Month XXXX

We report on the first Holmium (Ho³⁺) monoclinic double tungstate thin-disk laser. It is based on a 250 μm-thick 3 at. % Ho:KY(WO₄)₂ active layer grown on a (010)-oriented KY(WO₄)₂ substrate. When pumped by a Tm-fiber laser at 1960 nm with a single-bounce (single double-pass) pump geometry, the continuous-wave Ho:KY(WO₄)₂ thin-disk laser generated 1.01 W at 2057 nm corresponding to a slope efficiency η of 60% and a laser threshold of only 0.15 W. Implementing a double-bounce (second double-pass) for the pump, the output of this laser was scaled to 1.57 W with $\eta = 55\%$. The maximum stimulated-emission cross-section σ_{SE} of the Ho³⁺ ions in the epitaxial layer reaches 2.5×10^{-20} cm² at 2056.5 nm for $E \parallel N_m$. The Ho:KY(WO₄)₂ epitaxial structures are promising for multi-watt mode-locked thin-disk lasers at ~ 2.06 μm. © 2017 Optical Society of America

OCIS codes: (140.3380) Laser materials; (140.3580) Lasers, solid-state; (300.0300) Spectroscopy; (140.3070) Infrared and far-infrared lasers.

<http://dx.doi.org/10.1364/OL.99.099999>

Holmium (Ho³⁺) ions (electronic configuration [Xe]4f¹⁰) are well-known for the development of lasers emitting above 2 μm due to the ⁵I₇ → ⁵I₈ transition. The eye-safe emission of Ho lasers is used in remote sensing [1], laser materials processing and laser surgery and it is of interest for pumping of mid-IR optical parametric oscillators (OPOs) [2]. The most efficient way to excite the Ho³⁺ ions is their resonant (in-band) pumping to the ⁵I₇ upper laser level, e.g. by Thulium (Tm³⁺) lasers emitting at < 2 μm [3,4]. Such a pump scheme offers high Stokes efficiency and suppressed upconversion losses (e.g., as compared with the Tm³⁺,Ho³⁺-codoping scheme [5]) leading to weak heat loading and high laser efficiency [6].

The thin-disk laser concept is attractive for both continuous-wave (CW) and pulsed (mode-locked, ML) operation [7,8]. Such a laser is based on a disk-shaped active element with a thickness smaller than the size of the laser beam. One surface of the disk is attached to the heat sink providing unidirectional heat flow and, appropriately coated, serves as a cavity mirror [9,10]. Thin-disk lasers offer reduced thermo-optic effects and high potential for

power scaling. Moreover, high slope efficiencies have been demonstrated [11]. In addition, they are attractive for ML lasers due to the diffraction-limited beam and the reduction of the nonlinear effects in the active medium [8,12,13].

CW and ML thin-disk lasers have been extensively studied at $\sim 1 \mu\text{m}$ utilizing Yb^{3+} ions in hosts such as YAG [7], Lu_2O_3 [11], $\text{KY}(\text{WO}_4)_2$ [12], CaGdAlO_4 [14], etc. Concerning, the $2 \mu\text{m}$ spectral range, the research focused mostly on Tm^{3+} ions in YAG, Lu_2O_3 or LiLuF_4 [7,15-17]. So far, Ho thin-disk lasers have been realized only with Ho:YAG [18-20]. In [19], a 2 at.% Ho:YAG thin-disk operated with a rather complex pump geometry consisting of 24 pump passes or 12 bounces (as typical for Yb:YAG thin-disks) using a Tm:YLF laser as pump source, generating 9.4 W in CW at $\sim 2090 \text{ nm}$ with a slope efficiency η of $\sim 50\%$ (with respect to the absorbed pump power). Even higher output power, 22 W with $\eta \sim 27\%$ was achieved in a similar multipass-pumped Ho:YAG laser [20] using an InP diode.

Monoclinic double tungstates (MDTs), $\text{KRE}(\text{WO}_4)_2$ where RE = Gd, Y or Lu (shortly KREW), are suitable hosts for Ho^{3+} doping [21]. They offer the possibility to be doped with relatively high Ho^{3+} concentrations suitable for efficient lasing (up to 5 at.%) [21], high transition cross-sections in polarized light and long lifetime of the $^5\text{I}_7$ upper laser level ($\sim 4.2 \text{ ms}$) [22,23]. These characteristics make the Ho^{3+} -doped MDTs very promising for thin-disk lasers with ultimately reduced number of pump passes. Efficient bulk in-band-pumped Ho^{3+} MDT lasers were reported [6,21]. Among the MDTs, KYW is very suitable for Ho^{3+} doping due to the closeness of the ionic radii of VIII-fold coordinated Y^{3+} (1.019 \AA) and Ho^{3+} (1.015 \AA) leading to a negligible lattice distortion [22].

Thin epitaxial layers of high optical quality MDTs can be grown despite the low symmetry of this material. Such a concept was used to demonstrate the first Tm MDT thin-disk lasers [24,25]. A $250 \mu\text{m}$ -thick 5 at.% Tm:KLuW / KLuW thin-disk laser pumped by an AlGaAs laser diode with only 2 pump bounces (i.e. a simple retro-reflection) generated 5.9 W at 1855 nm with $\eta = 47\%$ [25].

In the present work, we report an efficient Ho MDT thin-disk laser using a Ho:KYW / KYW epitaxial structure.

The undoped KYW substrate was cut from a bulk crystal grown by the Top-Seeded Solution Growth (TSSG) method and oriented with the crystallographic b -axis normal to its face. It was 1 mm -thick. The crack- and inclusion-free active layer, a 3 at.% Ho:KYW ($N_{\text{Ho}} = 2.16 \times 10^{20} \text{ cm}^{-3}$), was grown by the liquid phase epitaxy (LPE) method, see Fig. 1(a). It was polished down to $250 \pm 10 \mu\text{m}$ thickness. The face with the substrate was antireflection (AR) coated for $1.8\text{-}2.1 \mu\text{m}$ (for both the pump and laser wavelengths) while the face containing the Ho:KYW epitaxial layer was coated for high reflection (HR) at $1.8\text{-}2.1 \mu\text{m}$. It was further soldered to a Cu heat-sink, see Fig. 1(b), which was water-cooled to $12 \text{ }^\circ\text{C}$. The laser element was oriented for light propagation along the b -axis ($b \parallel N_p$ optical indicatrix axis).

At first, we studied the spectroscopic properties of the epitaxial layer. The absorption, σ_{abs} , and stimulated-emission, σ_{SE} , cross-sections for the $^5\text{I}_7 \rightarrow ^5\text{I}_8$ transition of Ho^{3+} ions are shown in Fig. 2(a) for light polarization with $E \parallel N_m$. The maximum $\sigma_{\text{abs}} = 2.3 \times 10^{-20} \text{ cm}^2$ at 1961.6 nm (the full width at half maximum, FWHM is 8.7 nm). The maximum σ_{SE} reached $2.5 \times 10^{-20} \text{ cm}^2$ at 2056.5 nm (calculated with the reciprocity method). The Ho:KYW layer exhibited broadband ($1.88\text{-}2.1 \mu\text{m}$) luminescence, Fig. 2(a).




Fig. 1. (a) Photograph of the as-grown 3 at. % Ho:KYW/KYW epitaxy and orientation of the crystallographic (a , b , c) and the orthogonal optical indicatrix axes (N_p , N_m , N_g); (b) cut, polished, and AR/HR coated sample soldered on a Cu heat-sink (top view).

The Ho^{3+} ions represent a quasi-three-level laser scheme. To predict the laser wavelength, the gain cross-sections, $\sigma_{\text{gain}} = \beta\sigma_{\text{SE}} - (1 - \beta)\sigma_{\text{abs}}$, were calculated, Fig. 2(b). Here, β is the inversion ratio. For small $\beta < 0.25$, a maximum gain at $\sim 2076 \text{ nm}$ is observed and for higher β , a different maximum gain at $\sim 2056 \text{ nm}$ dominates. The determined spectroscopic data agree with those for bulk Ho:KYW [22] confirming high quality of the epitaxial layer.

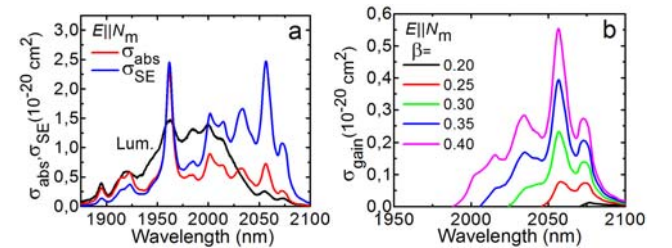


Fig. 2. Spectroscopy of the 3 at.% Ho:KYW/KYW epitaxy: (a) absorption, σ_{abs} , and stimulated-emission (SE) cross-section, σ_{SE} , spectra, black line - luminescence spectrum; (b) gain cross-section, $\sigma_{\text{gain}} = \beta\sigma_{\text{SE}} - (1 - \beta)\sigma_{\text{abs}}$, spectra for various inversion ratios $\beta = N_2(^5\text{I}_7)/N_{\text{Ho}}(^5\text{I}_7 \rightarrow ^5\text{I}_8$ transition of Ho^{3+} ions, light polarization $E \parallel N_m$)

The scheme of the thin-disk laser is shown in Fig. 3. The pump source was a Tm-fiber laser (model IFL15, LISA Laser Products, OHG) emitting up to 12.5 W at 1960 nm (FWHM = 1.5 nm). Its unpolarized output ($M^2 \sim 1$) was collimated and focused into the laser element with a pair of AR-coated spherical CaF_2 lenses ($f_{\text{CL}} = 11 \text{ mm}$, $f_{\text{FL}} = 75 \text{ mm}$) providing a pump spot size $2w_p$ of 300 ± 10

μm . The angle of incidence of the pump beam was about 10° . The total pump absorption (single-bounce), was measured by monitoring the residual pump, $Abs = 14\%$. This agrees with the small-signal absorption calculated from the spectroscopic data, $\sim 15\%$ (the polarization-averaged absorption cross-section is $\llbracket \sigma_{\text{abs}} \rrbracket = 1.54 \times 10^{-20} \text{ cm}^2$). Optionally, a double-bounce of the pump beam was realized with a HR concave mirror (radius of curvature, $R = 100 \text{ mm}$), Fig. 3, resulting in a total absorption of $Abs = 25\%$. The pump beam was also optionally modulated with a mechanical chopper (duty cycle: 1:2, i.e. reducing the average power to $\frac{1}{2}$, frequency: 20 Hz) inserted between the two pump lenses (CL and FL). The plano-concave thin-disk laser cavity consisted of a flat HR mirror deposited on the disk surface and a concave output coupler (OC) with a radius of curvature R_{OC} of 75 mm and a transmission T_{OC} of 0.5%, 1.5%, 3%, 5% or 10% at 1.82–2.07 μm . The laser generated a linearly polarized output ($E \parallel N_m$) and the polarization was naturally-selected by the gain anisotropy.

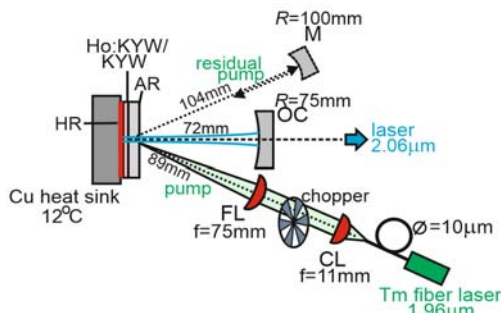


Fig. 3. Thin-disk Ho:KYW laser: (a) laser set-up, CL and FL – collimating and focusing lenses, respectively, HR and AR – high-reflective and antireflection coatings, respectively, OC – output coupler.

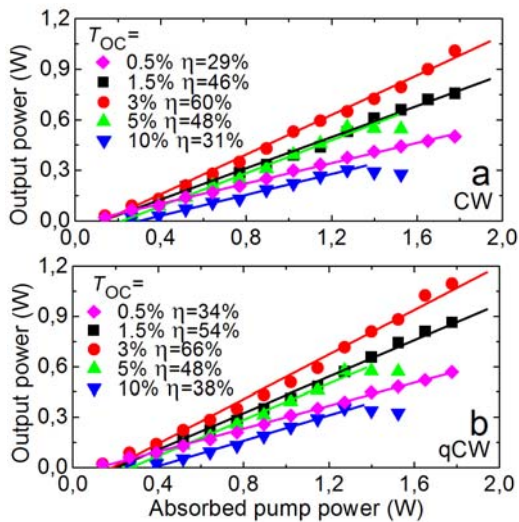


Fig. 4. Input-output dependences for the Ho:KYW thin-disk laser in CW (a) and quasi-CW (duty cycle 1:2) (b) operation modes: *symbols* are the experimental data, *lines* are fits for the determination of the slope efficiency η (single-bounce pumping).

The results on the true CW laser performance with a single bounce pumping are presented in Fig. 4(a). For $T_{\text{OC}} = 3\%$, the maximum output power was 1.01 W at 2057 nm corresponding to a slope efficiency η of 60% (with respect to the absorbed pump power P_{abs}). The laser threshold was at $P_{\text{abs}} = 0.15 \text{ W}$ and the optical-to-optical efficiency η_{opt} with respect to the incident pump power was 8%. No thermal roll-over was observed when using this OCs. For higher $T_{\text{OC}} = 5\%$ and 10% , the laser performance deteriorated due to upconversion losses and, hence, an increased heat deposition, leading to lower η and thermal roll-over at $P_{\text{abs}} > 1.28 \text{ W}$.

Using the chopper (in quasi-CW mode) with the optimum $T_{\text{OC}} = 3\%$, the peak output power reached 1.10 W with an increased $\eta = 66\%$ (due to the relaxed heat problems), Fig. 4(b). Still, the used duty cycle (1:2) was not enough to improve the performance of the laser for $T_{\text{OC}} > 5\%$.

The typical emission spectra from the Ho:KYW thin-disk laser are shown in Fig. 5. For $T_{\text{OC}} = 1.5\%$ and higher, the laser emission extended from 2056 to 2059 nm while only for $T_{\text{OC}} = 0.5\%$, the main emission shifted to 2072–2075 nm. This behavior agrees well with the gain spectra, cf. Fig. 2(b). The multi-peak spectra are due to the etalon effects in the KYW substrate.

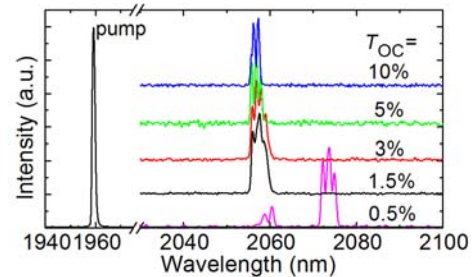


Fig. 5. Typical laser emission spectra for the Ho:KYW thin-disk laser for various OCs (CW mode, single bounce pumping, $P_{\text{abs}} = 1.52 \text{ W}$). The emission spectrum of the Tm-fiber laser is shown for comparison.

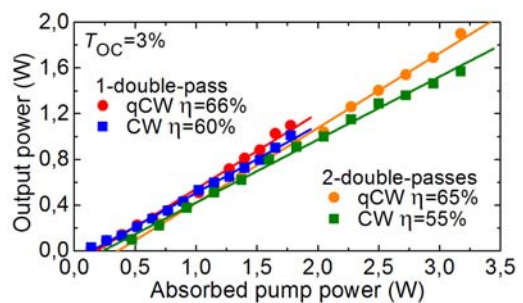


Fig. 6. Comparison of the output performance of the Ho:KYW thin-disk laser in CW and quasi-CW operation modes for 1 and 2 bounces of the pump: η is the slope efficiency, $T_{oc} = 3\%$.

Further power scaling of the thin-disk laser was achieved by implementing a second bounce of the pump, see Fig. 6. For the optimum $T_{oc} = 3\%$, the CW output power reached 1.57 W with $\eta = 55\%$ and $\eta_{opt} = 12\%$. The output dependence was clearly linear; while the deterioration of the slope efficiency and increase of the laser threshold ($P_{abs} = 0.34$ W) as compared with the single-bounce scheme is attributed to worse mode-matching and stronger heat loading in the active medium. Indeed, for quasi-CW operation mode, the peak output power was as high as 1.90 W with $\eta = 65\%$.

The spatial beam profiles of the laser output from the thin-disk laser (CW mode, $T_{oc} = 3\%$, single-bounce pumping) were captured with a pyrocamera SPIPICON PY-III-C-B at 20 cm from the OC using an AR-coated 50 mm CaF₂ focusing lens. The beam profiles are shown in Fig. 7 for low and high P_{abs} . At low absorbed pump power, the beam is nearly-circular. With the increase of the P_{abs} , it becomes elliptic. This indicates the astigmatism of the thermal lens [26] induced in the disk. The measured M^2 factor of the output laser beam was <1.2 (at the maximum P_{abs}).

In Fig. 7(b), A and B denote the major and minor semiaxes of the elliptic beam, respectively. Physically, these directions correspond to the principal meridional planes of the astigmatic thermal lens [27]. The orientation of these planes is linked to the anisotropy of the thermal expansion [26]. For a *b*-cut Ho:KYW/KYW disk, there are two principal axes of the thermal expansion tensor in the disk plane, X'_1 and X'_3 . They do not coincide with the optical indicatrix axes (the angle $N_m \wedge X'_1 = N_g \wedge X'_3 = 30.9^\circ$ for KYW [28]), see Fig. 7(a). According to Fig. 7(b), $A \parallel X'_3$ and $B \parallel X'_1$. It should be noted that the use of the epitaxial structure Ho:KYW / KYW for the thin-disk laser design is beneficial for suppressing the unwanted end-bulging of the disk [29], as the substrate acts as an undoped cap.

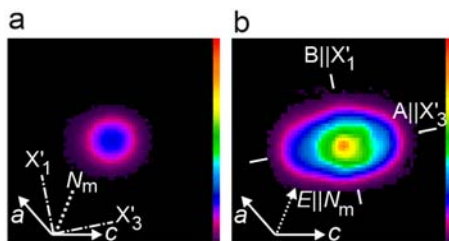


Fig. 7. Spatial profiles of the output laser beam from the Ho:KYW thin-disk laser measured at (a) low $P_{abs} = 0.39$ W and (b) high $P_{abs} = 1.78$ W (CW mode, single bounce pumping, $T_{oc} = 3\%$). A and B – major and minor semiaxes of the elliptic laser beam; X'_1 and X'_3 – principal axes of the thermal expansion tensor of KYW, respectively.

The achieved maximum slope efficiency of the true CW Ho:KYW thin-disk laser ($\eta = 60\%$) represents a record among all

the Ho thin-disk lasers reported so far. However, it is lower than the Stokes efficiency, $\eta_{st} = \lambda_p / \lambda_L \sim 95\%$ (λ_p and λ_L are the pump and laser wavelengths, respectively) and the maximum slope efficiency achieved in bulk in-band-pumped Ho MDT lasers ($\eta = 88\%$ for 3 at. % Ho:KLuW [30]). We attribute this difference to the non-optimum mode-matching due to the strongly anisotropic thermal lensing in a *b*-cut laser disk and notable heat loading when using a relatively small pump beam ($2w_p = 300$ μ m). Power scaling and further improvement of the efficiency of the Ho:KYW thin-disk laser is expected by increasing the pump beam, optimization of the pump geometry and the Ho³⁺ doping concentration as well as Ho:KYW active layers grown on KYW substrates with different orientations.

In conclusion, we report on the first Holmium thin-disk laser based on monoclinic double tungstate crystals using an epitaxial composite consisting of a thin active Ho:KYW layer grown by the liquid phase epitaxy method on an undoped bulk KYW substrate. The thin-disk laser was pumped at 1960 nm by a Tm-fiber laser in a single double-pass and emitted at ~ 2057 nm. The output power was scaled up to the watt-level in the CW operation mode representing a record slope efficiency of $\eta = 60\%$. The possibility of further power scaling is demonstrated with a double-bounce of the pump, leading to an almost 2-fold increase of the output power. Higher doping level with simultaneous reduction of the active layer thickness is expected to improve the results substantially. The presented Ho:KYW thin-disk laser can be considered as a proof-of-concept for the further development of highly-efficient multi-watt Ho MDT thin-disk lasers with a diffraction-limited laser output. Due to the broadband emission characteristics, the epitaxial Ho:KYW / KYW structures are attractive for mode-locked laser oscillators above 2 μ m.

Funding. Spanish Government (MAT2016-75716-C2-1-R, (AEI/FEDER/UE), MAT2013-47395-C4-4-R, TEC 2014-55948-R); Generalitat de Catalunya (2014SGR1358).

Acknowledgments. X.M. acknowledges support from the European Union's Horizon 2020 research and innovation programme under the Marie Skłodowska-Curie grant agreement No 657630. F.D. acknowledges additional support through the ICREA academia award 2010/ICREA-02 for excellence in research. P.L. acknowledges financial support from the Government of the Russian Federation (Grant 074-U01) through ITMO Post-Doctoral Fellowship scheme.

References

1. S. W. Henderson, C. P. Hale, J. R. Magee, M. J. Kavaya, and A. V. Huffaker, *Opt. Lett.* **16**, 773 (1991).
2. P. A. Budni, L. A. Pomeranz, M. L. Lemons, C. A. Miller, J. R. Mosto, and E. P. Chicklis, *J. Opt. Soc. Am. B* **17**, 723 (2000).
3. D. Y. Shen, A. Abdolvand, L. J. Cooper, W. A. Clarkson, *Appl. Phys. B* **79**, 559 (2004).
4. P. A. Budni, M. L. Lemons, J. R. Mosto, and E. P. Chicklis, *IEEE J. Select. Top. Quantum Electron.* **6**, 629 (2000).

5. P. Loiko, J. M. Serres, X. Mateos, K. Yumashev, N. Kuleshov, V. Petrov, U. Griebner, M. Aguiló, and F. Díaz, *Opt. Express* **22**, 27976 (2014).
6. P. Loiko, J. M. Serres, X. Mateos, K. Yumashev, N. Kuleshov, V. Petrov, U. Griebner, M. Aguiló, and F. Díaz, *Opt. Lett.* **40**, 344 (2015).
7. A. Giesen and J. Speiser, *IEEE J. Select. Top. Quantum Electron.* **13**, 598 (2007).
8. C. J. Saraceno, F. Emaury, C. Schriber, A. Diebold, M. Hoffmann, M. Golling, T. Südmeyer, and U. Keller, *IEEE J. Select. Top. Quantum Electron.* **21**, 1100318 (2015).
9. A. Giesen, H. Hügel, A. Voss, K. Wittig, U. Brauch and H. Opower, *Appl. Phys. B* **58**, 365 (1994).
10. J. Speiser, *Proc. of SPIE* **9893**, 98930L.
11. R. Peters, C. Kränkel, K. Petermann, and G. Huber, *Opt. Express* **15**, 7075 (2007).
12. F. Brunner, T. Südmeyer, E. Innerhofer, F. Morier-Genoud, R. Paschotta, V. E. Kisel, V. G. Shcherbitsky, N. V. Kuleshov, J. Gao, K. Contag, A. Giesen, and U. Keller, *Opt. Lett.* **27**, 1162 (2002).
13. O. H. Heckl, J. Kleinbauer, D. Bauer, S. Weiler, T. Metzger, and D. H. Sutter, "Ultrafast thin-disk lasers," in *Ultrashort Pulse Laser Technology*, Springer Series in Optical Sciences 195 (Ch. 5).
14. S. Ricaud, A. Jaffres, K. Wentsch, A. Suganuma, B. Viana, P. Loiseau, B. Weichelt, M. Abdou-Ahmed, A. Voss, T. Graf, D. Rytz, C. Hönniger, E. Mottay, P. Georges, and F. Druon, *Opt. Lett.* **37**, 3984 (2012).
15. G. Stoeppler, D. Parisi, M. Tonelli, and M. Eichhorn, *Opt. Lett.* **37**, 1163 (2012).
16. M. Schellhorn, P. Koopmann, K. Scholle, P. Fuhrberg, K. Petermann, and G. Huber, "Diode-pumped Tm:Lu₂O₃ thin disk laser," in *Advances in Optical Materials*, OSA Technical Digest (CD) (Optical Society of America, 2011), P. ATuB14.
17. E. J. Saarinen, E. Vasileva, O. Antipov, J.-P. Penttinen, M. Tavast, T. Leinonen, and O. G. Okhotnikov, *Opt. Express* **21**, 23844 (2013).
18. J. Speiser, G. Renz, and A. Giesen, *Proc. of SPIE* **8547**, 85470E (2012).
19. M. Schellhorn, *Appl. Phys. B* **85**, 549 (2006).
20. G. Renz, *Proc. of SPIE* **9342**, 93421W (2015).
21. V. Jambunathan, X. Mateos, M. C. Pujol, J. J. Carvajal, F. Díaz, M. Aguiló, U. Griebner, and V. Petrov, *Opt. Express* **19**, 25279 (2011).
22. V. Jambunathan, X. Mateos, P. A. Loiko, J. M. Serres, U. Griebner, V. Petrov, K. V. Yumashev, M. Aguiló, and F. Díaz, *J. Lumin.* **179**, 50 (2016).
23. V. Jambunathan, X. Mateos, M. C. Pujol, J. J. Carvajal, C. Zaldo, U. Griebner, V. Petrov, M. Aguiló, and F. Díaz, *Appl. Phys. B* **116**, 455 (2014).
24. S. Vatinik, I. Vedin, M. C. Pujol, X. Mateos, J. J. Carvajal, M. Aguiló, F. Díaz, U. Griebner, and V. Petrov, *Laser Phys. Lett.* **7**, 435 (2010).
25. S. Vatinik, I. Vedin, M. Segura, X. Mateos, M. C. Pujol, J. J. Carvajal, M. Aguiló, F. Díaz, V. Petrov, and U. Griebner, *Opt. Lett.* **37**, 356 (2012).
26. P. A. Loiko, V. G. Savitski, A. Kemp, A. A. Pavlyuk, N. V. Kuleshov, and K. V. Yumashev, *Laser Phys. Lett.* **11**, 055002 (2014).
27. P. Loiko, S. Manjoran, K. Yumashev, and A. Major, *Appl. Opt.* **56**, 2937 (2017).
28. P. A. Loiko, K. V. Yumashev, N. V. Kuleshov, G. E. Rachkovskaya, and A. A. Pavlyuk, *Opt. Mater.* **34**, 23 (2011).
29. A. J. Kemp, G. J. Valentine, and D. Burns, *Progr. Quantum Electron.* **28**, 305 (2004).
30. P. Loiko, J. M. Serres, X. Mateos, K. Yumashev, A. Malyarevich, A. Onushchenko, V. Petrov, U. Griebner, M. Aguiló, and F. Díaz, *IEEE Photon. Technol. Lett.* **27**, 1795 (2015).

References

1. S. W. Henderson, C. P. Hale, J. R. Magee, M. J. Kavaya, and A. V. Huffaker, "Eye-safe coherent laser radar system at 2.1 μm using Tm,Ho:YAG lasers," *Opt. Lett.* **16**, 773-775 (1991).
2. P. A. Budni, L. A. Pomeranz, M. L. Lemons, C. A. Miller, J. R. Mosto, and E. P. Chicklis, "Efficient mid-infrared laser using 1.9- μm -pumped Ho:YAG and ZnGeP₂ optical parametric oscillators," *J. Opt. Soc. Am. B* **17**, 723-728 (2000).
3. D. Y. Shen, A. Abdolvand, L. J. Cooper, and W. A. Clarkson, "Efficient Ho:YAG laser pumped by a cladding-pumped tunable Tm:silica-fibre laser," *Appl. Phys. B* **79**, 559-561 (2004).
4. P. A. Budni, M. L. Lemons, J. R. Mosto, and E. P. Chicklis, "High-power/high-brightness diode-pumped 1.9- μm thulium and resonantly pumped 2.1- μm holmium lasers," *IEEE J. Select. Top. Quantum Electron.* **6**, 629-635 (2000).
5. P. Loiko, J. M. Serres, X. Mateos, K. Yumashev, N. Kuleshov, V. Petrov, U. Griebner, M. Aguiló, and F. Díaz, "Microchip laser operation of Tm,Ho:KLu(WO₄)₂ crystal," *Opt. Express* **22**, 27976-27984 (2014).
6. P. Loiko, J. M. Serres, X. Mateos, K. Yumashev, N. Kuleshov, V. Petrov, U. Griebner, M. Aguiló, and F. Díaz, "In-band-pumped Ho:KLu(WO₄)₂ microchip laser with 84% slope efficiency," *Opt. Lett.* **40**, 344-347 (2015).
7. A. Giesen, and J. Speiser, "Fifteen years of work on thin-disk lasers: results and scaling laws," *IEEE J. Select. Top. Quantum Electron.* **13**, 598-609 (2007).
8. C. J. Saraceno, F. Emaury, C. Schriber, A. Diebold, M. Hoffmann, M. Golling, T. Südmeyer, and U. Keller, "Toward millijoule-level high-power ultrafast thin-disk oscillators," *IEEE J. Select. Top. Quantum Electron.* **21**, 1100318 (2015).
9. A. Giesen, H. Hügel, A. Voss, K. Wittig, U. Brauch, and H. Opower, "Scalable concept for diode-pumped high-power solid-state lasers," *Appl. Phys. B* **58**, 365-372 (1994).
10. J. Speiser, "Thin disk lasers – History and prospects," *Proc. of SPIE* **9893**, 98930L.
11. R. Peters, C. Kränkel, K. Petermann, and G. Huber, "Broadly tunable high-power Yb:Lu₂O₃ thin disk laser with 80% slope efficiency," *Opt. Express* **15**, 7075-7082 (2007).
12. F. Brunner, T. Südmeyer, E. Innerhofer, F. Morier-Genoud, R. Paschotta, V. E. Kisel, V. G. Shcherbitsky, N. V. Kuleshov, J. Gao, K. Contag, A. Giesen, and U. Keller, "240-fs pulses with 22-W average power from a mode-locked thin-disk Yb:KY(WO₄)₂ laser," *Opt. Lett.* **27**, 1162-1164 (2002).
13. O. H. Heckl, J. Kleinbauer, D. Bauer, S. Weiler, T. Metzger, and D. H. Sutter, "Ultrafast thin-disk lasers," in *Ultrashort Pulse Laser Technology*, Springer Series in Optical Sciences 195 (Ch. 5).
14. S. Ricaud, A. Jaffres, K. Wentsch, A. Suganuma, B. Viana, P. Loiseau, B. Weichelt, M. Abdou-Ahmed, A. Voss, T. Graf, D. Rytz, C. Hönninger, E. Mottay, P. Georges, and F. Druon, "Femtosecond Yb:CaGdAlO₄ thin-disk oscillator," *Opt. Lett.* **37**, 3984-3986 (2012).
15. G. Stoeppler, D. Parisi, M. Tonelli, and M. Eichhorn, "High-efficiency 1.9 μm Tm³⁺:LiLuF₄ thin-disk laser," *Opt. Lett.* **37**, 1163-1165 (2012).
16. M. Schellhorn, P. Koopmann, K. Scholle, P. Fuhrberg, K. Petermann, and G. Huber, "Diode-pumped Tm:Lu₂O₃ thin disk laser," in *Advances in Optical Materials*, OSA Technical Digest (CD) (Optical Society of America, 2011), P. ATuB14.
17. E. J. Saarinen, E. Vasileva, O. Antipov, J.-P. Penttinen, M. Tavast, T. Leinonen, and O. G. Okhotnikov, "2- μm Tm:Lu₂O₃ ceramic disk laser intracavity-pumped by a semiconductor disk laser," *Opt. Express* **21**, 23844-23850 (2013).
18. J. Speiser, G. Renz, and A. Giesen, "Thin disk laser in the 2 μm wavelength range," *Proc. of SPIE* **8547**, 85470E-1-11 (2012).
19. M. Schellhorn, "Performance of a Ho:YAG thin-disc laser pumped by a diode-pumped 1.9 μm thulium laser," *Appl. Phys. B* **85**, 549-552 (2006).
20. G. Renz, "Moderate high power 1 to 20 μs and kHz Ho:YAG thin disk laser pulses for laser lithotripsy," *Proc. of SPIE* **9342**, 93421W (2015).
21. V. Jambunathan, X. Mateos, M. C. Pujol, J. J. Carvajal, F. Díaz, M. Aguiló, U. Griebner, and V. Petrov, "Continuous-wave laser generation at \sim 2.1 μm in Ho:KRE(WO₄)₂ (RE = Y, Gd, Lu) crystals: a comparative study," *Opt. Express* **19**, 25279-25289 (2011).
22. V. Jambunathan, X. Mateos, P. A. Loiko, J. M. Serres, U. Griebner, V. Petrov, K. V. Yumashev, M. Aguiló, and F. Díaz, "Growth, spectroscopy and laser operation of Ho:KY(WO₄)₂," *J. Lumin.* **179**, 50-58 (2016).
23. V. Jambunathan, X. Mateos, M.C. Pujol, J. J. Carvajal, C. Zaldo, U. Griebner, V. Petrov, M. Aguiló, and F. Díaz, "Crystal growth, optical spectroscopy, and continuous-wave laser operation of Ho:KLu(WO₄)₂ crystals," *Appl. Phys. B* **116**, 455-466 (2014).
24. S. Vatnik, I. Vedin, M. C. Pujol, X. Mateos, J. J. Carvajal, M. Aguiló, F. Díaz, U. Griebner, and V. Petrov, "Thin disk Tm-laser based on highly doped Tm:KLu(WO₄)₂ / KLu(WO₄)₂ epitaxy," *Laser Phys. Lett.* **7**, 435-439 (2010).
25. S. Vatnik, I. Vedin, M. Segura, X. Mateos, M. C. Pujol, J. J. Carvajal, M. Aguiló, F. Díaz, V. Petrov, and U. Griebner, "Efficient thin-disk Tm-laser operation based on Tm:KLu(WO₄)₂/KLu(WO₄)₂ epitaxies," *Opt. Lett.* **37**, 356-358 (2012).
26. P. A. Loiko, V. G. Savitski, A. Kemp, A. A. Pavlyuk, N. V. Kuleshov, and K. V. Yumashev, "Anisotropy of the photo-elastic effect in Nd:KGd(WO₄)₂ laser crystals," *Laser Phys. Lett.* **11**, 055002-1-7 (2014).
27. P. Loiko, S. Manjooan, K. Yumashev, and A. Major, "Polarization anisotropy of thermal lens in Yb:KY(WO₄)₂ laser crystal under high-power diode pumping," *Appl. Opt.* **56**, 2937-2945 (2017).
28. P. A. Loiko, K. V. Yumashev, N. V. Kuleshov, G. E. Rachkovskaya, and A. A. Pavlyuk, "Detailed characterization of thermal expansion tensor in monoclinic KRe(WO₄)₂ (where Re = Gd, Y, Lu, Yb)," *Opt. Mater.* **34**, 23-26 (2011).
29. A. J. Kemp, G. J. Valentine, and D. Burns, "Progress towards high-power, high-brightness neodymium-based thin-disk lasers," *Progr. Quantum Electron.* **28**, 305-344 (2004).
30. P. Loiko, J. M. Serres, X. Mateos, K. Yumashev, A. Malyarevich, A. Onushchenko, V. Petrov, U. Griebner, M. Aguiló, and F. Díaz, "Ho:KLu(WO₄)₂ microchip laser Q-switched by a PbS quantum-dot-doped glass," *IEEE Photon. Technol. Lett.* **27**, 1795-1798 (2015).