

Heterocycles

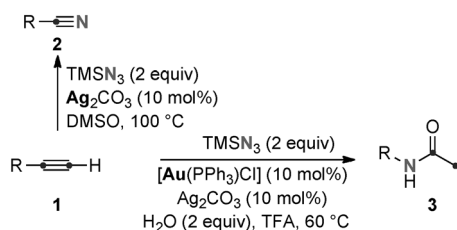
# Gold-Catalyzed Synthesis of Tetrazoles from Alkynes by C–C Bond Cleavage\*\*

Morgane Gaydou and Antonio M. Echavarren\*

Cycloadditions of azides with alkynes to form triazoles under thermal conditions (Huisgen cycloaddition)<sup>[1]</sup> or in the presence of copper [click reaction, copper-catalyzed azide–alkyne cycloaddition (CuAAC)]<sup>[2,3]</sup> are reactions of fundamental importance in organic chemistry. Triazoles can also be obtained by means of ruthenium,<sup>[4]</sup> silver,<sup>[5]</sup> and iridium<sup>[6]</sup> catalysis, as well as by a zinc-mediated process.<sup>[7]</sup> In sharp contrast, very different reactivity has been observed in the reaction of terminal alkynes with TMSN<sub>3</sub> in the presence of group 11 metal salts and complexes.<sup>[8]</sup> Thus, the group of Jiao recently made the remarkable observation that alkynes (**1**; R = alkyl, aryl, alkenyl) react with TMSN<sub>3</sub> in the presence of Ag<sub>2</sub>CO<sub>3</sub> as catalyst to form nitriles (**2**; Scheme 1).<sup>[9]</sup> The same

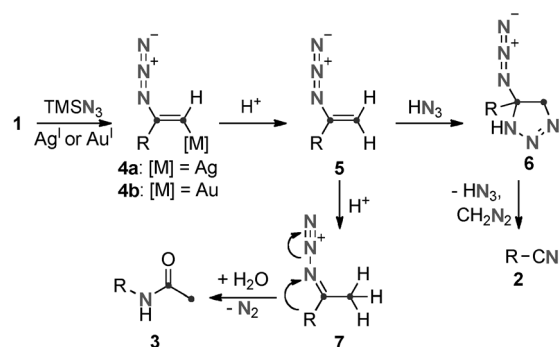
the presence of H<sub>2</sub>O and trifluoroacetic acid (TFA) to form carboxamides.<sup>[10]</sup>

The formation of nitriles (**2**)<sup>[9]</sup> and carboxamides (**3**)<sup>[10]</sup> was proposed to proceed by nucleophilic addition of azide to (η<sup>2</sup>-alkyne)metal complexes to form the intermediates **4a,b**, with subsequent protonolysis to give the alkenyl azides **5** (Scheme 2). The nitriles **2** could then be produced by a 1,3-



**Scheme 1.** Synthesis of nitriles (**2**)<sup>[9]</sup> and carboxamides (**3**)<sup>[10]</sup> from alkynes (**1**) by aryl–alkyne C(sp<sup>2</sup>)–C(sp) bond cleavage. DMSO = dimethylsulfoxide, TFA = trifluoroacetic acid, TMS = trimethylsilyl.

group has reported the cleavage of the aryl–alkyne C(sp<sup>2</sup>)–C(sp) bond of alkynes (**1**) using [Au(PPh<sub>3</sub>)Cl] and AgCO<sub>3</sub> in

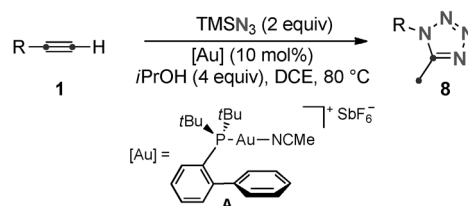


**Scheme 2.** Mechanistic proposal for the formation of **2** and **3**.<sup>[9,10]</sup>

dipolar cycloaddition and subsequent fragmentation of **6**. In the presence of TFA, protonation of **5** would form **7**, which could evolve by a Schmidt rearrangement<sup>[11–13]</sup> to give the amides **3**. A somewhat related cleavage of triple bonds to form nitriles has been reported using TMSN<sub>3</sub> and *N*-iodosuccinimide, and was proposed to proceed via 2-iodo-2*H*-azirines.<sup>[14]</sup>

We now report that by using the JohnPhos/gold(I) catalyst **A**,<sup>[15]</sup> which allows performing reactions in the absence of Ag<sup>I</sup>, the *N*-aryltetrazoles **8** are obtained from **1** by C–C bond cleavage with the concomitant insertion of four nitrogen atoms (Scheme 3). In this transformation gold plays a dual role, first activating the alkyne towards nucleophilic attack and then generating the Brønsted acid required for the transformation of the alkenyl azide into the final tetrazole.

We first studied the reaction of the aryl alkynes **1a–c** with TMSN<sub>3</sub><sup>[16]</sup> and complex **A** under stoichiometric conditions.



**Scheme 3.** Synthesis of *N*-aryltetrazoles (**8**) from alkynes (**1**). DCE = 1,2-dichloroethane.

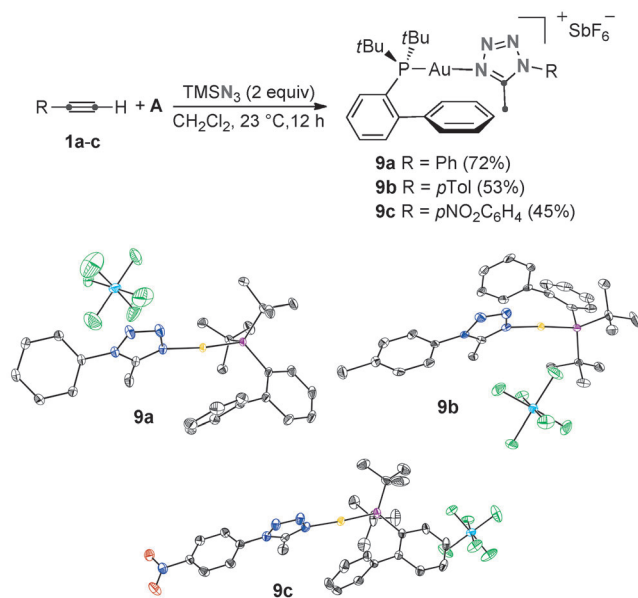
[\*] M. Gaydou, Prof. A. M. Echavarren  
Institute of Chemical Research of Catalonia (ICIQ)  
Av. Països Catalans 16, 43007 Tarragona (Spain)  
Prof. A. M. Echavarren  
Departament de Química Analítica i Química Orgànica  
Universitat Rovira i Virgili  
C/Marcel·li Domingo s/n, 43007 Tarragona (Spain)  
E-mail: aechavarren@icq.es

[\*\*] We thank the MICINN (CTQ2010-16088/BQU), the European Research Council (Advanced Grant No. 321066), the AGAUR (2009 SGR 47), and the ICIQ Foundation for financial support. We also thank the ICIQ X-Ray diffraction unit for the X-ray structures.

Supporting information for this article is available on the WWW under <http://dx.doi.org/10.1002/anie.201308076>.

© 2013 The Authors. Published by Wiley-VCH Verlag GmbH & Co. KGaA. This is an open access article under the terms of the Creative Commons Attribution Non-Commercial License, which permits use, distribution and reproduction in any medium, provided the original work is properly cited and is not used for commercial purposes.

Surprisingly, the reaction gave 5-methyl-1-aryl-1*H*-tetrazole-gold(I) complexes (**9a–c**) as crystalline white solids, whose structures were determined by X-ray diffraction (Scheme 4).<sup>[17,18]</sup> The complex **9a** was also obtained in 56% yield by reaction of neutral [(JohnPhos)AuCl] with phenyl acetylene (**1a**) and TMSN<sub>3</sub> in the presence of AgSbF<sub>6</sub>.



**Scheme 4.** Formation of the tetrazole-gold(I) complexes **9a–c** and their X-ray crystal structures. For the ORTEP plots the thermal ellipsoids are shown at 50%. Au yellow, F green, N blue, O red, P violet, Sb light blue.

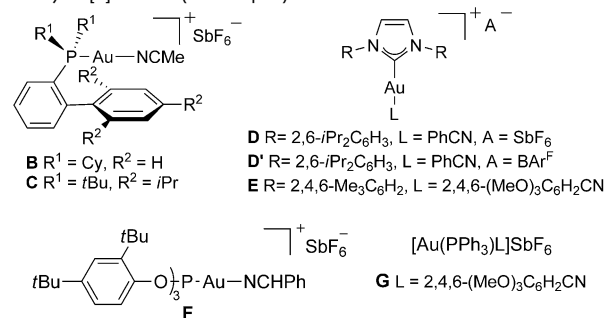
We have provided evidence that the rate-determining step in certain catalytic reactions involving alkynes is the ligand substitution reaction between the complexes [Au-(product)L]<sup>+</sup> and the starting alkyne.<sup>[19]</sup> The isolation of stable gold(I) complexes (**9a–c**) under stoichiometric conditions shows that in this case the development of a catalytic process for the synthesis of tetrazoles would be a challenging task, since this ligand substitution would be particularly slow. Thus, either no reaction or very poor yields of the tetrazole **8d** were obtained with complex **A** in MeCN, CH<sub>2</sub>Cl<sub>2</sub>, or toluene (Table 1, entries 1–4). Better results were obtained in 1,2-dichloroethane at 80 °C (Table 1, entries 5 and 6). In contrast, the related gold(I) catalysts **B** and **C**, and complexes **D–G** with NHC (N-heterocyclic carbene), phosphite, or less-bulky phosphine ligands led to poor results (Table 1, entries 9 and 16).

A further improvement was achieved by performing the reaction in the presence of *i*PrOH (Table 1, entry 7). Under these reaction conditions, aryl-, heteroaryl-, and alkyl-substituted alkynes react with TMSN<sub>3</sub> to give the corresponding tetrazoles **8** (Scheme 5). Lower yields of the tetrazoles **8g** and **8k** were obtained from employing aryl alkynes substituted with electron-withdrawing groups. In the case of *p*-nitrophenylacetylene (**1c**), no tetrazole was formed and the alkenyl azide **5c** was isolated instead (23% yield). Diphenyl acetylene, having an internal alkyne, failed to give the

**Table 1:** Catalyst and solvent optimization for the formation of **8b**.

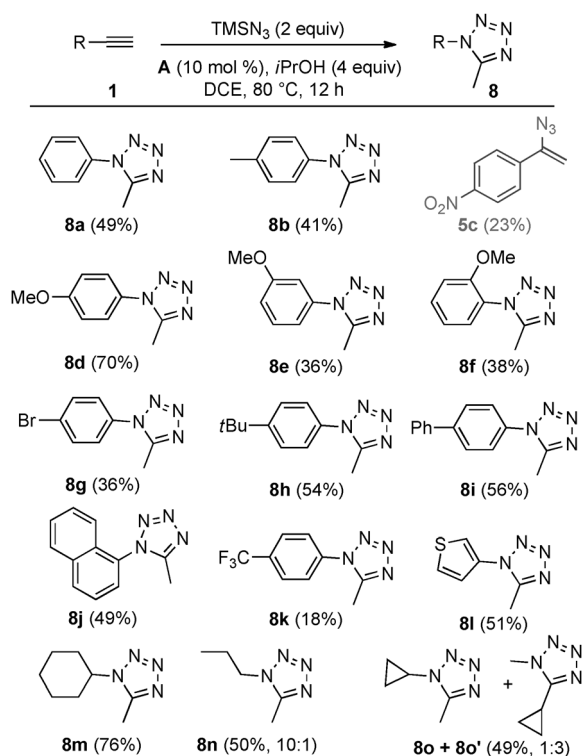
Entry	[Au]	Solvent	T [°C]	Yield [%] <sup>[a]</sup>
1	<b>A</b>	MeCN	23	— <sup>[b]</sup>
2	<b>A</b>	MeCN	80	<b>8</b>
3	<b>A</b>	CH <sub>2</sub> Cl <sub>2</sub>	40	— <sup>[b]</sup>
4	<b>A</b>	toluene	110	<b>9</b>
5	<b>A</b>	DCE	80	<b>40</b>
6	<b>A</b> <sup>[c]</sup>	DCE	80	<b>59</b>
7 <sup>[d]</sup>	<b>A</b> <sup>[c]</sup>	DCE	80	<b>78–81</b>
8	<b>A</b>	DCE	110	<b>38</b>
9	<b>B</b>	DCE	80	<b>8</b>
10	<b>C</b>	DCE	80	<b>7</b>
11	<b>D</b>	DCE	80	— <sup>[b]</sup>
12	<b>D'</b>	DCE	80	— <sup>[b]</sup>
13	<b>E</b>	DCE	80	— <sup>[b]</sup>
14	<b>F</b>	DCE	80	<b>15</b>
15	<b>G</b>	DCE	80	<b>18</b>
16	[Au(PPh <sub>3</sub> )Cl]/Ag <sub>2</sub> CO <sub>3</sub>	DCE	80	— <sup>[b]</sup>

[a] Determined by NMR spectroscopy. [b] No reaction. [c] 10 mol % catalyst. [d] *i*PrOH (4–10 equiv).

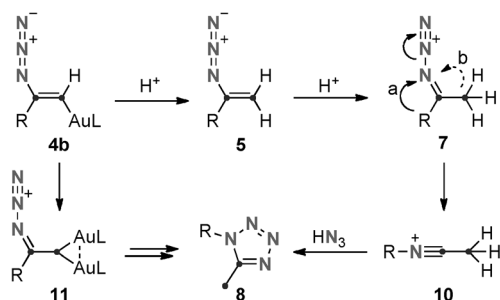


corresponding tetrazole. Aliphatic alkynes also reacted to give tetrazoles (**8m–o**). Interestingly, whereas cyclohexylacetylene provided **8m** in good yield as the sole product, 1-pentyne gave **8n** along with 1-methyl-5-propyl-1*H*-tetrazole (**8n'**; 10:1 ratio) and cyclopropylacetylene gave **8o** and **8o'** (1:3 ratio).

All these results can be accommodated by a mechanism proceeding by reaction between a (η<sup>2</sup>-alkyne)gold(I) complex and HN<sub>3</sub>, formed in situ from TMSN<sub>3</sub> and *i*PrOH, to give **4b**, which undergoes protodeauration to give **5** (Scheme 6), and is in accordance with that proposed for the formation of nitriles and carboxamides.<sup>[9,10]</sup> Protonation of **5** would give the iminodiazonium cation **7**, which could evolve to form the nitrilium cation **10** by migration of R group (path a). Competitive migration of the methyl group (path b) explains the formation of regioisomers **8n'** and **8o'** in the reactions of 1-pentyne and cyclopropylacetylene. It is interesting that preferential migration of the methyl group has been observed in the Schmidt reaction of methyl cyclopropyl ketone in aqueous sulfuric acid at lower acid strengths.<sup>[12a]</sup> Finally, a formal 1,3-dipolar cycloaddition of HN<sub>3</sub> to **10** would lead to **8**.<sup>[20,21]</sup> It is important to note that nitrilium cations **10** have been reported to give also triazolium salts by reaction of the



**Scheme 5.** Gold(I)-catalyzed synthesis of tetrazoles from the aryl- and alkyl-substituted alkynes **1**. Yields refer to isolated compounds.



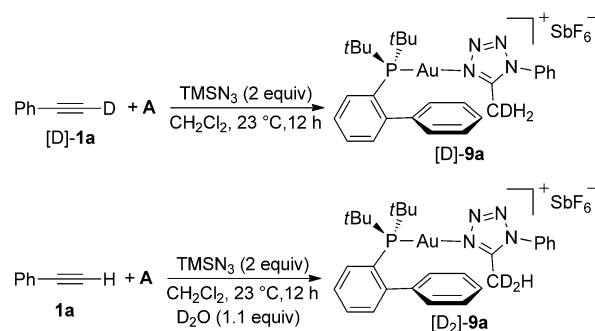
**Scheme 6.** Mechanistic proposal for the formation of the tetrazoles **8** from **4b**.

initial azide addition product with a second nitrilium cation,<sup>[21b]</sup> a process that was not observed under these reaction conditions.

Although formation of digold(I) intermediates (**11**) by reaction of **4b** with a second equivalent of a gold(I) complex cannot be entirely excluded,<sup>[22]</sup> the following experiments using (1-azidovinyl)benzene (**5a**, R = Ph) as the substrate strongly suggest that the transformation of **4b** into **7** is a Brønsted acid catalyzed reaction: 1) reaction of **5a** with TMSN<sub>3</sub> and *i*PrOH with **A** under the standard reaction conditions gave **8a** (42% yield by NMR); 2) in the absence of *i*PrOH, **5a** gave **8a** in only 12% yield; 3) only traces of **8a** were obtained in the absence of gold catalyst **A**; 4) replacing *i*PrOH and **A** by HOAc (2 equiv) led to **8a** in 78% yield.<sup>[23]</sup> Presumably, under the gold(I)-catalyzed conditions, the

Brønsted acid [JohnPhosAu(*i*PrOH)]SbF<sub>6</sub> is formed, which mediates the transformation of **4b** into **7**.<sup>[24,25]</sup> Protonation by this acid could also facilitate the associative displacement of the tetrazole ligands by the incoming alkyne in **9** under catalytic conditions.

Acetophenones, which could have been formed by gold(I)-catalyzed hydration, were not detected in this reaction.<sup>[26,27]</sup> The proposed mechanism was further supported by additional results, including two labeling experiments. First, reaction of [D]-**1a** led to [D]-**9a**, with the deuterium labeling at the methyl group (Scheme 7). Additionally, when the



**Scheme 7.** Deuterium-labeling experiments.

reaction of **1a**, TMSN<sub>3</sub>, and complex **A** was carried out in CH<sub>2</sub>Cl<sub>2</sub> containing 1.1 equivalents of D<sub>2</sub>O, the deuterated complex [D<sub>2</sub>]-**9a** was obtained.

Tetrazoles, which are important in medicinal chemistry and as energetic materials, have been obtained by 1,3-dipolar cycloaddition of azides with activated nitriles<sup>[28,29]</sup> and by cycloaddition of hydrazoic acid with the Ugi adducts generated in situ from carbonyl compounds, amines, and isonitriles.<sup>[30,31]</sup> This new reaction demonstrates that this new class of heterocyclic compounds can be prepared under relatively mild reaction conditions from readily available alkynes in a process in which gold(I) catalyzes the formation of alkenyl azides by nucleophilic attack onto the alkynes, as has been shown in the formation of carboxamides.<sup>[10]</sup> In addition, gold presumably provides the Brønsted acid required for the protodeauration and final formation of tetrazoles from the intermediate alkenyl azides under anhydrous, catalytic conditions. Further work aimed at developing new catalysts for the synthesis of tetrazoles from alkynes is in progress.

Received: September 14, 2013

Published online: November 13, 2013

**Keywords:** azides · cycloadditions · gold · heterocycles · rearrangement

[1] a) R. Huisgen, *Proc. Chem. Soc.* **1961**, 357–396; b) R. Huisgen, *Angew. Chem.* **1963**, 75, 604–637; *Angew. Chem. Int. Ed. Engl.* **1963**, 2, 565–598.

[2] a) H. C. Kolb, M. G. Finn, K. B. Sharpless, *Angew. Chem.* **2001**, 113, 2056–2075; *Angew. Chem. Int. Ed.* **2001**, 40, 2004–2021; b) V. Rostovtsev, L. G. Green, V. V. Fokin, K. B. Sharpless,

- Angew. Chem.* **2002**, *114*, 2708–2711; *Angew. Chem. Int. Ed.* **2002**, *41*, 2596–2599; c) J. E. Hein, V. V. Fokin, *Chem. Soc. Rev.* **2010**, *39*, 1302–1315; d) B. T. Worrell, J. A. Malik, V. V. Fokin, *Science* **2013**, *340*, 457–460.
- [3] M. Meldal, C. W. Tornøe, *Chem. Rev.* **2008**, *108*, 2952–3015.
- [4] a) L. Zhang, X. Chen, P. Xue, H. H. Y. Sun, I. D. Williams, K. B. Sharpless, V. V. Fokin, G. Jia, *J. Am. Chem. Soc.* **2005**, *127*, 15998–15999; b) L. K. Rasmussen, B. C. Boren, V. V. Fokin, *Org. Lett.* **2007**, *9*, 5337–5339; c) B. C. Boren, S. Narayan, L. K. Rasmussen, L. Zhang, H. Zhao, Z. Lin, G. Jia, V. V. Fokin, *J. Am. Chem. Soc.* **2008**, *130*, 8923–8930.
- [5] a) J. McNulty, K. Keskar, R. Vemula, *Chem. Eur. J.* **2011**, *17*, 14727–14730; b) J. McNulty, K. Keskar, *Eur. J. Org. Chem.* **2012**, 5462–5470.
- [6] E. Rasolofonjatovo, S. Theeramunkong, A. Bouriaud, S. Koldych, M. Chaumontet, F. Taran, *Org. Lett.* **2013**, *15*, 4698–4701.
- [7] C. D. Smith, M. F. Greaney, *Org. Lett.* **2013**, *15*, 4826–4829.
- [8] Triazoles are formed in the reaction of azides with terminal alkynes in the presence of nanoporous titania-supported gold nanoparticles: M. Boominathan, N. Pugazhentiran, M. Nagaraj, S. Muthusubramanian, S. Murugesan, N. Bhuvanesh, *ACS Sustainable Chem. Eng.* **2013**, DOI: 10.1021/sc400147r.
- [9] T. Shen, T. Wang, C. Qin, N. Jiao, *Angew. Chem.* **2013**, *125*, 6809–6812; *Angew. Chem. Int. Ed.* **2013**, *52*, 6677–6680.
- [10] C. Qin, P. Feng, Y. Ou, T. Shen, T. Wang, N. Jiao, *Angew. Chem.* **2013**, *125*, 8004–8008; *Angew. Chem. Int. Ed.* **2013**, *52*, 7850–7854.
- [11] P. A. S. Smith, *J. Am. Chem. Soc.* **1948**, *70*, 320–323.
- [12] a) L. E. Fikes, H. Shechter, *J. Org. Chem.* **1979**, *44*, 741–744; b) G. L. Milligan, C. J. Mossman, J. Aubé, *J. Am. Chem. Soc.* **1995**, *117*, 10449–10459; c) O. Gutierrez, J. Aubé, D. J. Tantillo, *J. Org. Chem.* **2012**, *77*, 640–647.
- [13] F. Chen, C. Qin, Y. Cui, N. Jiao, *Angew. Chem.* **2011**, *123*, 11689–11693; *Angew. Chem. Int. Ed.* **2011**, *50*, 11487–11491.
- [14] N. Okamoto, M. Ishikura, R. Yanada, *Org. Lett.* **2013**, *15*, 2571–2573.
- [15] a) C. Nieto-Oberhuber, S. López, A. M. Echavarren, *J. Am. Chem. Soc.* **2005**, *127*, 6178–6179; b) E. Herrero-Gómez, C. Nieto-Oberhuber, S. López, J. Benet-Buchholz, A. M. Echavarren, *Angew. Chem.* **2006**, *118*, 5581–5585; *Angew. Chem. Int. Ed.* **2006**, *45*, 5455–5459; c) P. Pérez-Galán, N. Delpont, E. Herrero-Gómez, F. Maseras, A. M. Echavarren, *Chem. Eur. J.* **2010**, *16*, 5324–5332.
- [16] For safety issues on the use of TMSN<sub>3</sub> and generation of hydrazoic acid, see: F. González-Bobes, N. Kopp, L. Li, J. Deerberg, P. Sharma, S. Leung, M. Davies, J. Bush, J. Hamm, M. Hrytsak, *Org. Process Res. Dev.* **2012**, *16*, 2051–2057.
- [17] CCDC 960733 (9a), CCDC 960734 (9b), CCDC 960735 (9c) contain the supplementary crystallographic data for this paper. These data can be obtained free of charge from The Cambridge Crystallographic Data Centre via [www.ccdc.cam.ac.uk/data\\_request/cif](http://www.ccdc.cam.ac.uk/data_request/cif).
- [18] Only one precedent exists for the structure of the somewhat related neutral complex [(C<sub>6</sub>F<sub>5</sub>)Au(1-benzyltetrazole)], in which the tetrazole is also bound through 4N: W. F. Gabrielli, S. D. Nogai, M. Nell, S. Cronje, H. G. Raubenheimer, *Polyhedron* **2012**, *34*, 188–197.
- [19] a) C. Nieto-Oberhuber, S. López, M. P. Muñoz, D. J. Cárdenas, E. Buñuel, C. Nevado, A. M. Echavarren, *Angew. Chem.* **2005**, *117*, 6302–6304; *Angew. Chem. Int. Ed.* **2005**, *44*, 6146–6148; b) C. Obradors, A. M. Echavarren, *Chem. Eur. J.* **2013**, *19*, 3547–3551; c) A. Homs, C. Obradors, D. Leboeuf, A. M. Echavarren, submitted.
- [20] a) G. L'abbé, *Chem. Rev.* **1969**, *69*, 345–363; b) E. F. V. Scriven, K. Turnbull, *Chem. Rev.* **1988**, *88*, 297–368.
- [21] a) D. N. Kevill, F. L. Weill, *J. Org. Chem.* **1970**, *35*, 2526–2529; b) L. A. Lee, R. Evans, J. W. Wheeler, *J. Org. Chem.* **1972**, *37*, 343–347.
- [22] Formation of related species: a) D. Weber, M. A. Tarselli, M. R. Gagné, *Angew. Chem.* **2009**, *121*, 5843–5846; *Angew. Chem. Int. Ed.* **2009**, *48*, 5733–5736; b) D. Weber, M. R. Gagné, *Org. Lett.* **2009**, *11*, 4962–4965; c) G. Seidel, C. W. Lehmann, A. Fürstner, *Angew. Chem.* **2010**, *122*, 8644–8648; *Angew. Chem. Int. Ed.* **2010**, *49*, 8466–8470; d) A. S. K. Hashmi, I. Braun, P. Nösel, J. Schädlich, M. Wieteck, M. Rudolph, F. Rominger, *Angew. Chem.* **2012**, *124*, 4532–4536; *Angew. Chem. Int. Ed.* **2012**, *51*, 4456–4460; e) A. S. K. Hashmi, M. Wieteck, I. Braun, P. Nösel, L. Jongbloed, M. Rudolph, F. Rominger, *Adv. Synth. Catal.* **2012**, *354*, 555–562.
- [23] The reaction of **1d** with TMSN<sub>3</sub> failed when performed in the presence of proton sponge (1,8-bis(dimethylamino)naphthalene).
- [24] O. Kanno, W. Kuriyama, Z. J. Wang, F. D. Toste, *Angew. Chem.* **2011**, *123*, 10093–10096; *Angew. Chem. Int. Ed.* **2011**, *50*, 9919–9922.
- [25] Protonation of **5** by hydrazoic acid is unlikely to form the intermediate **7**. Indeed, **5a** is known to react with HN<sub>3</sub> by 1,3-dipolar cycloaddition to form an intermediate of type **6** (Scheme 2), followed by retro-1,3-cycloaddition to yield 5-phenyltetrazole with elimination of diazomethane: P. K. Kadaba, *Synlett* **1990**, 349–351.
- [26] Acetophenone was recovered unchanged after treatment with TMSN<sub>3</sub> and complex **A** under the standard reaction conditions.
- [27] Gold(I)-azide complexes [LAuN<sub>3</sub>] are not likely intermediates in this process since their reaction with alkynes gives gold(I)-triazolyl complexes: a) T. J. Robilotto, N. Deligonul, J. B. Updegraff, T. G. Gray, *Inorg. Chem.* **2013**, *52*, 9659–9668; Gold(I) alkynyls react with organic azides in the presence of Cu to give gold(I) triazolyls: b) D. V. Partyka, L. Gao, T. S. Teets, J. B. Updegraff III, N. Deligonul, T. G. Gray, *Organometallics* **2009**, *28*, 6171–6182; c) J. E. Heckler, N. Deligonul, A. L. Rheingold, T. G. Gray, *Chem. Commun.* **2013**, *49*, 5990–5992.
- [28] a) F. Himo, Z. P. Demko, L. Noodleman, K. B. Sharpless, *J. Am. Chem. Soc.* **2002**, *124*, 12210–12216; b) Z. P. Demko, K. B. Sharpless, *Angew. Chem.* **2002**, *114*, 2214–2217; *Angew. Chem. Int. Ed.* **2002**, *41*, 2110–2113; c) Z. P. Demko, K. B. Sharpless, *Angew. Chem.* **2002**, *114*, 2217–2220; *Angew. Chem. Int. Ed.* **2002**, *41*, 2113–2116; d) F. Himo, Z. P. Demko, L. Noodleman, K. B. Sharpless, *J. Am. Chem. Soc.* **2003**, *125*, 9983–9987.
- [29] A. V. Gulevich, A. S. Dudnik, N. Chernyak, V. Gevorgyan, *Chem. Rev.* **2013**, *113*, 3084–3213.
- [30] J. Roh, K. Vávrová, A. Hrabálek, *Eur. J. Org. Chem.* **2012**, 6101–6118.
- [31] a) L. El Kaim, L. Grimaud, *Tetrahedron* **2009**, *65*, 2153–2171; b) T. Zhao, A. Boltjes, E. Herdtweck, A. Dömling, *Org. Lett.* **2013**, *15*, 639–641.