

Natural Product Synthesis

Gold(I) as an Artificial Cyclase: Short Stereodivergent Syntheses of (–)-Epiglobulol and (–)-4β,7α- and (–)-4α,7α-Aromadendranediols**

Javier Carreras, Madeleine Livendahl, Paul R. McGonigal, and Antonio M. Echavarren*

Abstract: Three natural aromadendrane sesquiterpenes, (–)-epiglobulol, (–)-4β,7α-aromadendranediol, and (–)-4α,7α-aromadendranediol, have been synthesized in only seven steps in 12, 15, and 17% overall yields, respectively, from (E,E)-farnesol by a stereodivergent gold(I)-catalyzed cascade reaction which forms the tricyclic aromadendrane core in a single step. These are the shortest total syntheses of these natural compounds.

Aromadendranes are a family of hydroazulenes named after (+)-aromadendrene (**1**, Figure 1), the main component in the essential oil from *Eucalyptus* trees. The related sesquiterpenoids (–)-globulol (**2**), (–)-epiglobulol (**3**), (–)-4α,7α-aromadendranediol (**4**), and (–)-4β,7α-aromadendranediol (**5**)

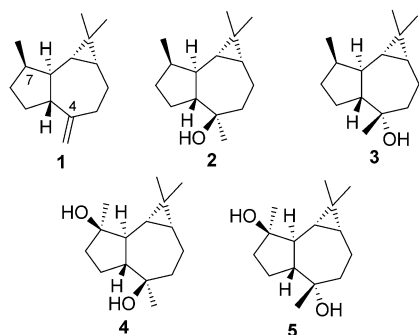


Figure 1. Naturally occurring aromadendranes.

[*] Dr. J. Carreras, M. Livendahl, Dr. P. R. McGonigal, Prof. A. M. Echavarren
Institute of Chemical Research of Catalonia (ICIQ)
Av. Països Catalans 16, 43007 Tarragona (Spain)
Prof. A. M. Echavarren
Departament de Química Analítica i Química Orgànica
Universitat Rovira i Virgili, C/Marcel·lí Domingo s/n
43007 Tarragona (Spain)
E-mail: aechavarren@iciq.es

[**] We thank the European Research Council (Advanced Grant No. 321066), the MINECO (CTQ2010-16088/BQU), and the ICIQ Foundation for financial support. We thank Elina Buitrago (visiting student from the University Stockholm) for experiments on the synthesis of (±)-**3**, and the ICIQ X-Ray Diffraction and Chromatography units.

Supporting information for this article is available on the WWW under <http://dx.doi.org/10.1002/anie.201402044>.

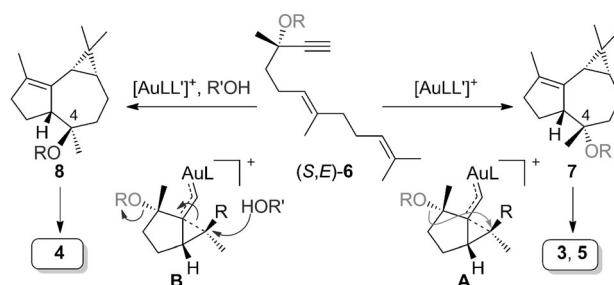
© 2014 The Authors. Published by Wiley-VCH Verlag GmbH & Co. KGaA. This is an open access article under the terms of the Creative Commons Attribution Non-Commercial License, which permits use, distribution and reproduction in any medium, provided the original work is properly cited and is not used for commercial purposes.

are widespread in plant species^[1] and display antifungal,^[2] antibacterial,^[3] antiviral,^[4] cytotoxic,^[5] and other activities.^[6] Interestingly, the antipodes of **1** and other aromadendrenes have been isolated from corals.^[7] Aromadendranes with amino, isonitrile, isothiocyano, and urea functionalities at C4 have been found in sponges.^[8] Diterpenoids with an aromadendrane structure are also natural products.^[9]

The synthesis of members of this family of tricyclic sesquiterpenes has attracted significant interest.^[10] (–)-Epiglobulol (**3**), isolated in hop^[11] and many essential oils,^[12] was prepared from **1** or the corresponding ketone (apoaromadendrone).^[13] A first total synthesis of **3** from the chiral pool was accomplished in eight steps (4% overall yield).^[14] A recent synthesis of (±)-epiglobulol in 18 steps used a rhodium(I)-catalyzed hydroacylation/cycloisomerization as the key step.^[15]

(–)-4α,7α-Aromadendranediol (**4**) was isolated from a marine coral *Sinularia may*^[7] and the leaves of the Amazonian tree *Xylopiã brasiliensis*.^[2] A semisynthesis of **4** from (+)-spathulenol^[7] and one total synthesis have been reported.^[16] This total synthesis involved a three-reaction sequence in a three-component reaction to generate four stereogenic centers in one step and required ten steps to produce **4** in 23% overall yield. (–)-4β,7α-Aromadendranediol (**5**) has been isolated from the leaves of *Chloranthus glaber*.^[17] A semisynthesis of **5** from (+)-spathulenol has been reported.^[7]

We developed a gold(I)-catalyzed cascade cyclization of the dienyne **6**, a cascade consisting of a cyclization, 1,5-migration of the propargylic OR group, and intramolecular cyclopropanation, thus leading to tricyclic structures closely related to the aromadendrene sesquiterpenes (Scheme 1).^[18] This reaction is stereospecific since (E)-**6** gave the tricyclic product **7** having the relative configuration of **3** and **5**, whereas the geometrical isomer of **6** led to **8**, the C4 epimer of **7**, having the configuration of **2** and **4**. We recently applied

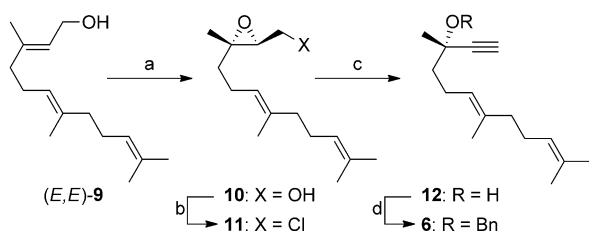


Scheme 1. Gold-catalyzed formation of tricyclic cores of the aromadendranes by cyclization/1,5-OR migration/intramolecular cyclopropanation.

a strategy based on a gold(I)-catalyzed cyclization/1,5-OR migration/intermolecular cyclopropanation for the first total synthesis of (+)-schisanwilsonene **A**. As part of our program on the synthesis of terpenoids by using new gold-catalyzed cyclization cascades,^[19] we decided to target **3**, **4**, and **5**, each of which present six stereogenic centers in a tricyclic skeleton. In principle, **3** and **5** could be synthesized from the dienyne (*S,E*)-**6** (Scheme 1), whereas **4** would be prepared from geometric isomer (*S,Z*)-**6**. However, although enantioenriched (*E*)-**6** could be readily prepared from (*E,E*)-farnesol (**9**), the starting material, (*E,Z*)-farnesol, required for the synthesis of (*Z*)-**6** is not commercially available.^[20]

Herein we report a simple solution to this problem and it allows general access to this class of sesquiterpenes from (*S,E*)-**6** as a common precursor by means of a stereodivergent gold(I)-catalyzed cascade process. The reaction can take place intramolecularly by 1,5-migration of OR in **A** and in the presence of an external nucleophile (via **B**), thus leading to **7** and **8**, respectively, having opposite configurations at C4 (Scheme 1). Starting from (*R,E*)-**6**, enantiomeric aromadendranes can be similarly obtained. This proposal is based on our initial mechanistic study in the *Z* series, in which we found that the cyclopropyl gold(I) carbene intermediate could be trapped with methanol to form an epimeric compound as a minor product.^[18] In these transformations, gold(I) acts as an artificial cyclase,^[21] thus mimicking the action of terpene cyclases forming polycyclic skeletons by the selective activation of the alkyne terminus of a dienyne, to readily build a tricyclic skeleton with exquisite stereocontrol.^[22,23]

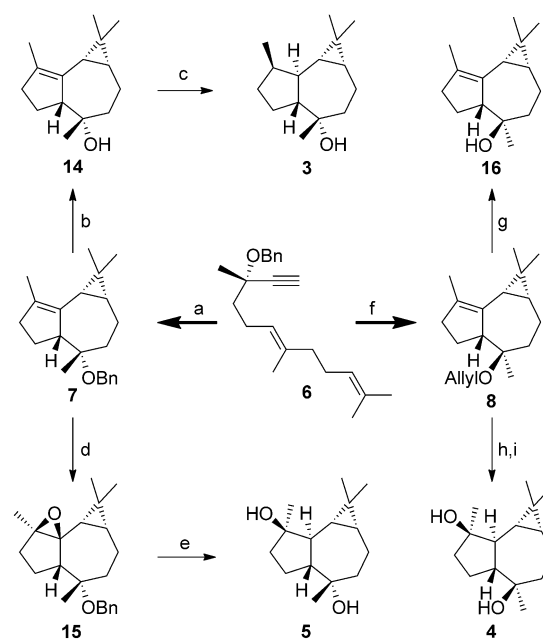
The dienyne (*S,E*)-**6** (R = Bn) was prepared in four steps and 62% overall yield by using a route similar to that used in the transformation of the lower homologue geraniol.^[19a,24] The transformation involved the known Sharpless asymmetric epoxidation of (*E,E*)-farnesol (**9**) to give the epoxide (*S,S*)-**10** (88% yield, 91:9 e.r.)^[25,26] (Scheme 2). Substitution of the



Scheme 2. a) L-(+)-DIPT, Ti(O*i*Pr)₄, *t*BuOOH, 4 Å M.S., CH₂Cl₂, -48 °C, 88%, 82% ee;^[25] b) PPh₃, NaHCO₃, CCl₄, reflux, 6 h, 94%; c) *n*BuLi, THF, -40 °C, 2 h, 82%; d) BnBr, NaH, Bu₄NI, THF, 23 °C 12 h, 91%. DIPT = diisopropyl tartrate, M.S. = molecular sieves, THF = tetrahydrofuran.

primary alcohol by chloride with CCl₄ and PPh₃ gave **11**, which was treated with *n*BuLi to yield the propargylic alcohol **12**. Finally, benzylation under standard reaction conditions gave (*S,E*)-**6**.

Exposing (*S,E*)-**6** to the cationic gold(I) complex [(JohnPhos)Au(MeCN)]SbF₆ (**13**) for 5 minutes at room temperature gave **7** in 60% yield (Scheme 3). Other gold(I)



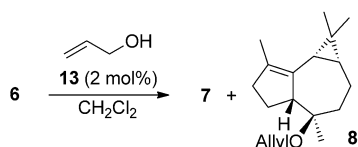
Scheme 3. Reagents and conditions: a) [(JohnPhos)Au(MeCN)]SbF₆ (**13**; 2 mol%), 23 °C, 5 min (60%); b) H₂, Pd(OH)₂/C, 1:1 MeOH/THF, 23 °C, 4 h (79%); c) [Ir(cod)(PCy₃)py]BAR_F (15 mol%), H₂ (80 atm), CH₂Cl₂, 40 °C, 4 days (40%); d) oxone, NaHCO₃, 18-crown-6, 1:1:2 acetone/CH₂Cl₂/H₂O, 23 °C, 1 h (51%); e) Li, EDA, 50 °C, 1 h (78%); f) allyl alcohol (20 equiv), **13** (2 mol%), -30 °C, 15 min (56% + 21% **7**); g) [Pd(PPh₃)₄] (5 mol%), K₂CO₃, MeOH, reflux 72 h (72%); h) *m*CPBA, CH₂Cl₂, 0 to 23 °C (83%); i) Li, EDA, 50 °C, 1.5 h (62%). BAR_F = 3,5-bis(trifluoromethyl)phenylborate, cod = 1,5-cyclooctadiene, EDA = ethylenediamine, JohnPhos = (2-biphenyl)-di-*tert*-butylphosphine; *m*CPBA = *m*-chloroperbenzoic acid.

catalysts were also screened for this reaction, but the best results were obtained using complex **13**.^[27] The relative configuration of **7** (racemic series) was confirmed by X-ray diffraction.^[28,29] Debenzylation of **7** with H₂ (1 atm) and Pd(OH)₂/C gave the alcohol **14** (79% yield), which was hydrogenated with [Ir(cod)(PCy₃)py]BAR_F catalyst^[30] under high pressure of H₂ to give **3** in 40% yield (95:5 e.r.). The synthesis **3** from **9** required seven steps and proceeded in 12% overall yield.

Epoxidation of **7** with dimethyldioxirane yielded **15** stereoselectively. Epoxide opening and ether cleavage with Li in ethylenediamine^[31] yielded **5** in 78% (96:4 e.r.), which gave enantiopure material after crystallization. The synthesis of **5** from **9** was accomplished in seven steps with 15% overall yield.

When the gold-catalyzed reaction of dienyne (*S,E*)-**6** was performed in the presence of allyl alcohol as an external nucleophile, the allyl ether **8** was obtained with the opposite configuration at C4 compared to that of **7** (Table 1). While lowering the reaction temperature to -30 °C led to a 1:1 mixture of **7** and **8** (Table 1, entry 3), increasing the concentration of allyl alcohol to 20 equivalents favored the intermolecular pathway (Table 1, entry 5). Similar results were obtained with using only 1 mol% gold(I) catalyst (Table 1, entry 5). Under the optimized reaction conditions, **8** was

Table 1: Gold(I)-catalyzed addition of allyl alcohol to (*S,E*)-**6**.^[a]



Entry	AllylOH (equiv)	T [°C]	t [min]	7/8 ^[b]
1	10	23	5	75:25
2	10	0	10	55:45
3	10	-30	15	50:50
4	20	-30	20	27:73
5 ^[c]	20	-30	30	33:67

[a] 0.05 M. [b] Determined by GC-MS. [c] 1 mol % **13**.

obtained in 56 % yield, along with **7** (21 % yield; Scheme 3). Removal of the allylic ether with [Pd(PPh₃)₄] in MeOH gave the alcohol **16**, whose structure was confirmed by X-ray crystal diffraction^[29] in the racemic series (Figure 2).^[26] Although **4** could be synthesized from **16**, a more direct

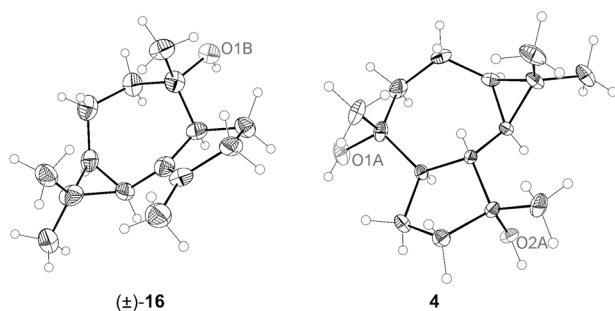


Figure 2. X-ray structures for (±)-**16** and **4**. Thermal ellipsoids are shown at 50% probability.

synthesis was completed from **8** by selective epoxidation with *m*CPBA from the convex face (83 % yield), followed by opening of the epoxide and allyl cleavage with Li in ethylenediamine to give **4** in 62 % yield (87:13 e.r.), yielding enantiopure **4** after crystallization. Spectral data and optical rotation of synthetic 4*α*,7*α*-aromadendranediol matched those reported for the natural compound. The relative and absolute configuration of **4** were confirmed by X-ray diffraction (Figure 2).^[29] The synthesis of (+)-4*α*,7*α*-aromadendranediol was similarly carried out from (*R,R*)-**10**.^[27]

The stereochemical divergent synthesis of **3** and **4** from (*S,E*)-**6** confirms the proposal that this cascade cyclization process proceeds by intra- or intermolecular reactions of cyclopropyl gold(I) carbene-like intermediates such as **A** or **B**.^[18,32] The enantioselectivity is fully preserved in the formation of **3** and **5** via **7** by an intramolecular gold(I)-catalyzed 1,5-migration of a propargylic group. The intermolecular reaction of (*S,E*)-**6** with allyl alcohol occurs with high enantioselectivity (ca. 96 %). In this case, the slight racemization is due to the competitive formation of a propargyl

carbocation, presumably facilitated by the higher polarity of the reaction medium.

In summary, we have completed highly concise syntheses of three representative aromadendranes from a single precursor by a stereodivergent gold-catalyzed reaction which establishes four new stereogenic centers from a single one. The three natural sesquiterpenes (–)-epiglobulol (**3**), (–)-4*α*,7*α*-aromadendranediol (**4**), and (–)-4*β*,7*α*-aromadendranediol (**5**) have been synthesized in seven steps in 12, 17, and 15 % overall yields, respectively, from commercially available (*E,E*)-farnesol (**9**), and constitutes the shortest total syntheses of these natural compounds. This route could be extended for the enantioselective synthesis of any enantiomer of other aromadendranes and non-natural analogues.

Received: February 3, 2014

Published online: April 1, 2014

Keywords: cyclization · gold · natural products · terpenoids · total synthesis

- [1] H. J. M. Gijzen, J. B. Wijnberg, A. de Groot, *Prog. Chem. Org. Nat. Prod.* **1995**, *64*, 149–193.
- [2] I. C. Moreira, J. H. G. Lago, N. C. M. Young, N. F. Roque, *J. Braz. Chem. Soc.* **2003**, *14*, 828–831.
- [3] a) C. Gaspar-Marques, M. F. Simões, B. Rodríguez, *J. Nat. Prod.* **2004**, *67*, 614–621; b) Y. Yamakoshi, M. Murata, A. Shimizu, S. Homma, *Biosci. Biotechnol. Biochem.* **1992**, *56*, 1570–1576; c) J. M. Jacyno, N. Montemurro, A. D. Bates, H. G. Cutler, *J. Agric. Food Chem.* **1991**, *39*, 1166–1168; d) M. Murata, Y. Yamakoshi, S. Homma, K. Aida, K. Hori, Y. Ohashi, *Agric. Biol. Chem.* **1990**, *54*, 3221–3226.
- [4] a) M. Nishizawa, M. Emura, Y. Kan, H. Yamada, K. Ogawa, N. Hamanaka, *Tetrahedron Lett.* **1992**, *21*, 2983–2986; b) N. De Tommasi, C. Pizza, C. Conti, N. Orsi, M. L. Stein, *J. Nat. Prod.* **1990**, *53*, 830–835.
- [5] a) Z.-S. Su, S. Yin, Z.-W. Zhou, Y. Wu, J. Diang, J.-M. Yue, *J. Nat. Prod.* **2008**, *71*, 1410–1413; b) H. Tada, F. Yasuda, *Chem. Pharm. Bull.* **1985**, *33*, 1941–1945.
- [6] a) A. Matsuo, K. Atsumi, M. Nakayama, S. Hayashi, *J. Chem. Soc. Perkin Trans. 1* **1981**, 2816–2824; b) T. D. Hubert, D. F. Wiemer, *Phytochemistry* **1985**, *24*, 1197–1198; c) Y. Asakawa, M. Toyota, T. Takemoto, I. Kubo, K. Nakanishi, *Phytochemistry* **1980**, *19*, 2147–2154; d) N. Pérez-Hernández, H. Ponce-Monter, M. I. Ortiz, R. Cariño-Cortés, P. Joseph-Nathan, *Z. Naturforsch. C* **2009**, *64*, 840–846; e) T. S. Wu, Y. Chan, Y. Leu, *Chem. Pharm. Bull.* **2000**, *3*, 357–361.
- [7] a) C. M. Beechan, C. Djerassi, H. Eggert, *Tetrahedron* **1978**, *34*, 2503–2508.
- [8] a) E. Fattorusso, S. Magno, L. Mayol, C. Santacroce, D. Sica, *Tetrahedron Lett.* **1975**, *31*, 269–270; b) C. C. da Silva, V. Almagro, J. Zukerman-Schpector, E. E. Castellano, A. J. Marsaioli, *J. Org. Chem.* **1994**, *59*, 2880–2881; c) S. Kozawa, H. Ishiyama, J. Fromont, J. Kobayashi, *J. Nat. Prod.* **2008**, *71*, 445–447; d) H. Ishiyama, S. Kozawa, K. Aoyama, Y. Mikami, J. Fromont, J. Kobayashi, *J. Nat. Prod.* **2008**, *71*, 1301–1303.
- [9] A. S. R. Anjaneyulu, M. V. R. Krishnamurthy, G. V. Rao, *Tetrahedron* **1997**, *53*, 9301–9312.
- [10] a) G. Büchi, W. Hofheinz, J. V. Paukstelis, *J. Am. Chem. Soc.* **1966**, *88*, 4113–4114; b) G. Büchi, W. Hofheinz, J. V. Paukstelis, *J. Am. Chem. Soc.* **1969**, *91*, 6473–6478; c) J. A. Marshall, J. A. Ruth, *J. Org. Chem.* **1974**, *39*, 1971–1973; d) H. J. M. Gijzen, J. B. P. A. Wijnberg, G. A. Stork, A. de Groot, *Tetrahedron* **1991**,

- 47, 4409–4416; e) H. J. M. Gijsen, J. B. P. A. Wijnberg, G. A. Stork, A. de Groot, M. A. de Waard, J. G. M. van Nistelrooy, *Tetrahedron* **1992**, *48*, 2465–2476; f) H. J. M. Gijsen, J. B. P. A. Wijnberg, C. van Ravenswaay, A. de Groot, *Tetrahedron* **1994**, *50*, 4733–4744; g) H. J. M. Gijsen, J. B. P. A. Wijnberg, A. de Groot, *Tetrahedron* **1994**, *50*, 4745–4754; h) S. L. Gwaltney II, K. J. Shea, *Tetrahedron Lett.* **1996**, *37*, 949–952; i) R. Guillermo, J. R. Hanson, A. Truneh, *J. Chem. Res. Synop.* **1997**, 28–29; j) F. J. Moreno-Dorado, Y. M. A. W. Lamers, G. Mironov, J. B. P. A. Wijnberg, A. de Groot, *Tetrahedron* **2003**, *59*, 7743–7750; k) Y. M. A. W. Lamers, G. Rusu, J. B. P. A. Wijnberg, A. de Groot, *Tetrahedron* **2003**, *59*, 9361–9369.
- [11] R. Tressl, K.-H. Engel, M. Kossa, H. Koppler, *J. Agric. Food Chem.* **1983**, *31*, 892–897.
- [12] a) A. Elaïssia, H. Medina, M. L. Khoujab, M. Simmonds, F. Lynend, F. Farhat, R. Chemli, F. Harzallah-Skhiri, *Chem. Biodiversity* **2011**, *8*, 352–361; b) M. Z. Özel, F. Göğüs, A. C. Lewis, *J. Chromatogr. Sci.* **2008**, *46*, 157–161; c) H. Nazemiyeh, S. M. Razavi, R. Hajiboland, A. Delazar, S. Esna-asharii, R. Bamdad, L. Nahar, S. D. Sarker, *Chem. Nat. Compd.* **2007**, *43*, 736–737; d) M. E. A. Stefanello, A. C. R. F. Pascoal, M. J. Salvador, *Chem. Biodiversity* **2011**, *8*, 73–94.
- [13] H. J. M. Gijsen, K. Kanai, G. A. Stork, J. B. P. A. Wijnberg, R. V. A. Orru, C. G. J. M. Seelen, S. M. van der Kerk, A. de Groot, *Tetrahedron* **1990**, *46*, 7237–7246.
- [14] D. Caine, J. T. Gupton III, *J. Org. Chem.* **1975**, *40*, 809–810.
- [15] Y. Oonishi, A. Taniuchi, M. Mori, Y. Sato, *Tetrahedron Lett.* **2006**, *47*, 5617–5621.
- [16] B. Simmons, A. M. Walji, D. W. C. MacMillan, *Angew. Chem.* **2009**, *121*, 4413–4417; *Angew. Chem. Int. Ed.* **2009**, *48*, 4349–4353.
- [17] Y. Takeda, H. Yamashita, T. Matsumoto, H. Terao, *Phytochemistry* **1993**, *33*, 713–715.
- [18] E. Jiménez-Núñez, M. Raducan, T. Lauterbach, K. Molawi, C. R. Solorio, A. M. Echavarren, *Angew. Chem.* **2009**, *121*, 6268–6271; *Angew. Chem. Int. Ed.* **2009**, *48*, 6152–6155.
- [19] a) E. Jiménez-Núñez, K. Molawi, A. M. Echavarren, *Chem. Commun.* **2009**, 7327–7329; b) K. Molawi, N. Delpont, A. M. Echavarren, *Angew. Chem.* **2010**, *122*, 3595–3597; *Angew. Chem. Int. Ed.* **2010**, *49*, 3517–3519; c) M. Gaydou, R. E. Miller, N. Delpont, J. Cecon, A. M. Echavarren, *Angew. Chem.* **2013**, *125*, 6524–6527; *Angew. Chem. Int. Ed.* **2013**, *52*, 6396–6399; d) A. Pitaval, D. Leboeuf, J. Cecon, A. M. Echavarren, *Org. Lett.* **2013**, *15*, 4580–4583.
- [20] A mixture of isomers is also available. (*Z,Z*)- or (*E,Z*)-farnesol are just available as analytical standards. Although (*E,Z*)-farnesol can be prepared in two steps from nerylacetone (10:1 *E,Z/E,E* mixture, 55% yield): J. S. Yu, T. S. Kleckley, D. F. Wiemer, *Org. Lett.* **2005**, *7*, 4803–4806, pure nerylacetone is commercially available only in milligram amounts.
- [21] M. Willot, M. Christmann, *Nat. Chem.* **2010**, *2*, 519–520.
- [22] Selected examples of gold(I)-catalyzed polycyclizations: a) A. Fürstner, L. Morency, *Angew. Chem.* **2008**, *120*, 5108–5111; *Angew. Chem. Int. Ed.* **2008**, *47*, 5030–5033; b) P. Y. Toullec, T. Blarre, V. Michelet, *Org. Lett.* **2009**, *11*, 2888–2891; c) S. G. Sethofer, T. Mayer, F. D. Toste, *J. Am. Chem. Soc.* **2010**, *132*, 8276–8277.
- [23] For lead references on late transition metal catalyzed polycyclizations of polyenes: a) M. A. Schafroth, D. Sarlah, S. Krautwald, E. M. Carreira, *J. Am. Chem. Soc.* **2012**, *134*, 20276–20278; b) O. F. Jeker, A. G. Kravina, E. M. Carreira, *Angew. Chem.* **2013**, *125*, 12388–12391; *Angew. Chem. Int. Ed.* **2013**, *52*, 12166–12169; c) M. J. Geier, M. R. Gagné, *J. Am. Chem. Soc.* **2014**, *136*, 3032–3035.
- [24] D. K. Mohapatra, C. Pramanik, M. S. Chorghade, M. K. Gurjar, *Eur. J. Org. Chem.* **2007**, 5059–5063.
- [25] J. Tanuwidjaja, S.-S. Ng, T. F. Jamison, *J. Am. Chem. Soc.* **2009**, *131*, 12084–12085.
- [26] The syntheses of (\pm)-epiglobulol and (\pm)-4 α ,7 α -aromadendradenediol was also carried out from a 1.2:1 mixture of geranyl- and nerylacetone. See the Supporting Information for details.
- [27] See the Supporting Information for additional details.
- [28] Racemic **7** was prepared in four steps from a 1.2:1 mixture of geranyl- and nerylacetone.^[27]
- [29] CCDC 983695 (**4**), 983696 [(\pm)-**7**], 983697 [(\pm)-**16**] contain the supplementary crystallographic data for this paper. These data can be obtained free of charge from The Cambridge Crystallographic Data Centre via www.ccdc.cam.ac.uk/data_request/cif.
- [30] B. Wüstenberg, A. Pfaltz, *Adv. Synth. Catal.* **2008**, *350*, 174–178.
- [31] H. C. Brown, S. Ikegami, J. H. Kawakami, *J. Org. Chem.* **1970**, *35*, 3243–3245.
- [32] a) E. Jiménez-Núñez, A. M. Echavarren, *Chem. Rev.* **2008**, *108*, 3326–3350; b) C. Obradors, A. M. Echavarren, *Acc. Chem. Res.* **2014**, *47*, 902–912.