

# Rationale for the sluggish oxidative addition of aryl halides to Au(I)<sup>†</sup>

 Cite this: *Chem. Commun.*, 2014, 50, 1533

 Received 21st November 2013,  
 Accepted 4th December 2013

DOI: 10.1039/c3cc48914k

[www.rsc.org/chemcomm](http://www.rsc.org/chemcomm)

**The oxidative addition of C<sub>sp2</sub>-Br or C<sub>sp2</sub>-I bonds to gold(I) does not take place even under very favorable intramolecular conditions that could form five- or six-membered gold(III) metallacycles. DFT calculations reveal that although this process could be feasible thermodynamically, it is kinetically very sluggish.**

Gold(I) complexes activate unsaturated substrates in catalytic processes that are characterized by the invariance of the oxidation state of the metal.<sup>1</sup> Although it was proposed that the Sonogashira<sup>2-5</sup> and Suzuki coupling could be catalysed by gold,<sup>6,7</sup> it seems now clear that at least in some cases the catalytic role is played by either small amounts of palladium contaminants<sup>8,9</sup> or by gold nanoparticles,<sup>10-14</sup> which probably mediate these couplings by mechanisms very different from those occurring under homogeneous conditions.<sup>15,16</sup>

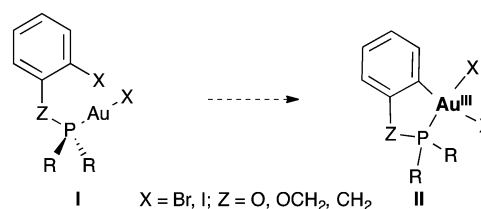
Organogold(I) complexes transmetallate with Pd(II), which has been used in their coupling with aryl iodides with palladium catalysts.<sup>17-19</sup> However, the oxidative addition of aryl halide ArX to a gold(I) complex [AuXL], a necessary step for a cross-coupling catalysed by this type of d<sup>10</sup> complexes is unprecedented. Indeed, an alkenyl gold(I) complex with a pending aryl iodide has been structurally characterized as a stable complex, although it could have undergone intramolecular oxidative addition through a six-membered transition state.<sup>20</sup> Complexes [AuMePR<sub>3</sub>] behave as ordinary S<sub>N</sub>2 nucleophiles upon adding slowly with alkyl iodides, following the expected order of reactivity: CH<sub>3</sub>I > EtI > i-PrI.<sup>21-23</sup> Disulphides undergo oxidative addition reactions with gold(I) dithiolate complexes.<sup>24</sup> Interestingly, the oxidative addition of a relatively weak Si-Si bond to gold(I) is a very favourable

process.<sup>25</sup> DFT calculations show that the oxidative addition of iodobenzene to complex [AuI(PMe<sub>3</sub>)] has a high activation barrier (31.6 kcal mol<sup>-1</sup> in potential energy, likely higher in free energy).<sup>10a</sup> However, bisphosphine gold clusters [Au<sub>3</sub>L<sub>5</sub>]<sup>+</sup> and [Au<sub>3</sub>L<sub>6</sub>]<sup>+</sup> react in the gas phase by C-I bond activation.<sup>26</sup>

We decided to study the oxidative addition of Ar-X bonds to [AuXL] by examining systems of type **I** in which the metal coordinates the phosphorous ligand of a phosphine or phosphite bearing an *ortho*-halogenated aryl group (Scheme 1). Under these very favourable conditions, the oxidative addition could occur intramolecularly to form gold(III) metallacycles of type **II**. We have performed DFT calculations to clarify the origin of the sluggishness, thermodynamic or kinetic, of the oxidative addition of aryl halides to gold(I) complexes.

Reaction of phosphites (*o*-IC<sub>6</sub>H<sub>4</sub>O)<sub>3</sub>P (**1a**) and (*o*-IC<sub>6</sub>H<sub>4</sub>CH<sub>2</sub>O)<sub>3</sub>P (**1b**) with [AuCl(THT)] (THT = tetrahydrothiophene) in CH<sub>2</sub>Cl<sub>2</sub> led to complexes **2a** (17%) and **2b** (10%) as white solids. Their structures were determined using single crystal X-ray diffraction (Fig. 1 and 2).<sup>27</sup> These complexes show non-C<sub>3</sub>-symmetrical structures in the solid state with the phosphite ligands adopting a *syn*-conformation.<sup>28</sup> The Au-P (2.19–2.20 Å) and Au-Cl (2.28 Å) bond distances are similar in both complexes. In the case of complex **1a**, two of the *o*-iodophenyl rings have the C-I bonds pointing towards the Au(I) centre, with a closest C<sub>sp2</sub>-Au distance of 3.795 Å (Fig. 1a). In contrast, in complex **2b** the C-I bonds of the three aryl rings are anti-oriented with respect to the P-Au-Cl bond (Fig. 1b).

The related phosphine complex **4a** was obtained in 60% yield by reacting (*o*-BrC<sub>6</sub>H<sub>3</sub>)<sub>3</sub>P (**3**) with [AuCl(THT)] in a 1:1



**Scheme 1** Hypothetical intramolecular oxidative addition of C<sub>sp2</sub>-X bonds to Au(I) to form Au(III) metallacycles **II**.

<sup>a</sup> Institute of Chemical Research of Catalonia (ICIQ), Av. Països Catalans 16, 43007 Tarragona, Spain. E-mail: aechavarren@iciq.es

<sup>b</sup> Departament de Química, Universitat Autònoma de Barcelona, 08193 Bellaterra, Spain

<sup>c</sup> Departament de Química Analítica i Química Orgànica, Universitat Rovira i Virgili, C/Marcel·lí Domingo s/n, 43007 Tarragona, Spain

<sup>†</sup> Electronic supplementary information (ESI) available. CCDC 891201–891204 and 964933. For ESI and crystallographic data in CIF or other electronic format see DOI: 10.1039/c3cc48914k



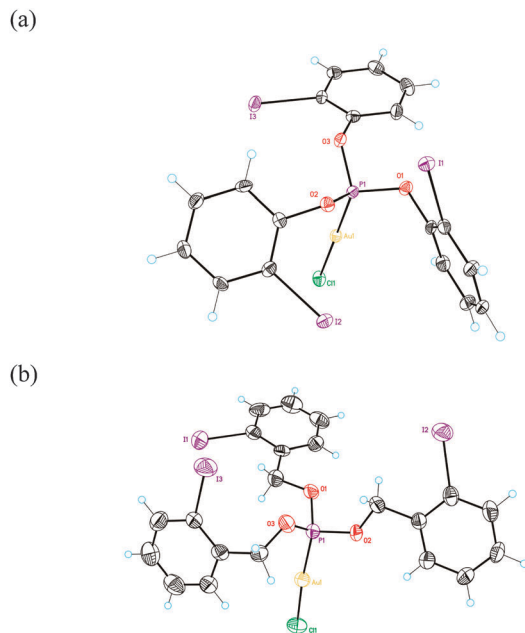


Fig. 1 ORTEP plot (50% thermal ellipsoids) of the crystal structure of complex **2a** (a) and **2b** (b).

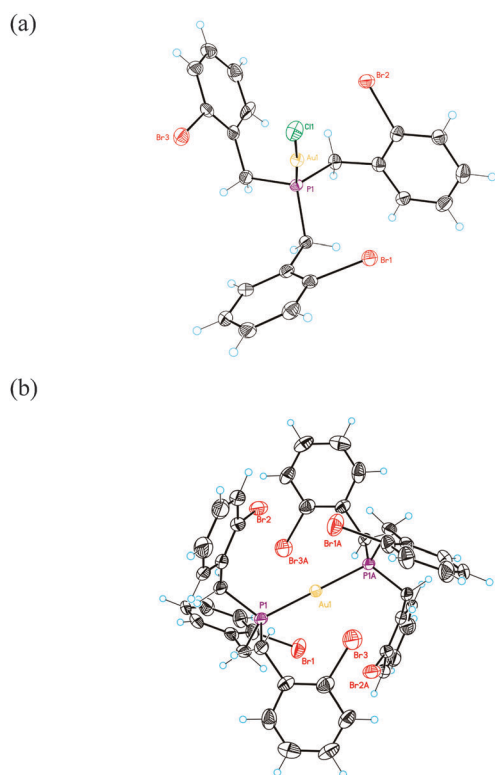


Fig. 2 ORTEP plot (50% thermal ellipsoids) of the crystal structure of complexes **4a** (a) and **5** (b).

ratio. When the reaction was carried out in a 2 : 1 ligand to Au(I) ratio, bisphosphine gold(I) complex **5** was isolated in 70% yield. The structures of **4a** and **5** were confirmed by X-ray diffraction (Fig. 2).<sup>27</sup> The Au–P distance in **4a** (2.22 Å) is much shorter than

those in more crowded complex **5** (2.30 Å). Complex **4a** displays an almost  $C_3$ -symmetrical structure with  $C_{sp^2}(\text{Br})\text{--Au}$  distances between 3.61 and 3.86 Å. We also prepared an analogous complex **4b** from (2-bromobenzyl)diphenylphosphine.<sup>29</sup> Complex **5** shows a  $D_{3d}$ -symmetrical structure with  $C_{sp^2}(\text{Br})\text{--Au}$  distances of 4.1 Å and the six Br atoms in a non-octahedral arrangement around the metal centre (Br–Au distances of 3.7–3.8 Å).

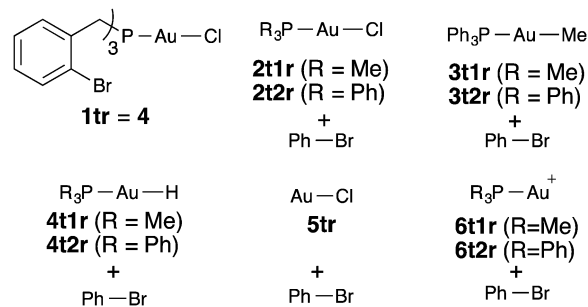
Complexes **2a** and **2b** did not undergo oxidative addition to form the corresponding metallacycles of type **II** in  $\text{CD}_2\text{Cl}_2$  solution. Similarly, more robust complex **4** was recovered unchanged after being heated in toluene solution at 60 °C for several days. Furthermore, bisphosphine gold(I) complex **5** failed to form any gold(III) metallacycle after being heated in DMSO at 100 °C for more than 5 days and was fully recovered without any sign of decomposition.

In order to better understand the reasons for the sluggish reactivity towards oxidative addition of this set of Au(I) complexes, we carried out computational studies (DFT calculations at the M06 level including solvation effects, values reported in text are free energies).<sup>30</sup> The relative energies of all transition states and products are collected in Table 1. A representative transition state, **2t1ts**, is shown in Fig. 3. There is simultaneous formation of the Au–C and Au–Br bonds, with distances of 2.273 and 2.587 Å, respectively. It is thus a concerted transition state that leads to complex  $[\text{PhAuClBr}(\text{PMe}_3)]$  with the phosphine *cis* to Ph, in contrast to that reported from the oxidative addition of PhI to  $[\text{Au}(\text{PMe}_3)_3]$ , which leads to *trans*- $[\text{PhAuI}_2(\text{PMe}_3)]$ .<sup>10a</sup> The alternative  $S_N2$ -like transition states<sup>31</sup> with the initial departure of a bromide anion were also located in a number of cases but had always higher energies than the concerted ones. The endergonic character of the oxidative addition processes computed in Table 1 is consistent with the facile reductive elimination of R–R from trialkyl  $[\text{R}_3\text{AuL}]$  complexes.<sup>32</sup>

The X-ray structure of **4** was used a starting point in the geometry optimization of **1tr** to avoid time-consuming conformational searches,<sup>33</sup> and the same conformation was used in the calculations for **1tts** and **1tp**. The associated transition state **1tts** (Fig. 3) has

Table 1 Computed M06 relative energies ( $\text{kcal mol}^{-1}$ ) of transition states and products for oxidative addition

	Transition state			Product		
	PMe <sub>3</sub>	PPh <sub>3</sub>	Other	PMe <sub>3</sub>	PPh <sub>3</sub>	Other
<b>1t</b>	—	—	41.5	—	—	17.4
<b>2t</b>	42.6	43.0	—	17.5	23.3	—
<b>3t</b>	47.3	46.8	—	4.1	6.5	—
<b>4t</b>	48.5	45.3	—	5.1	7.5	—
<b>5t</b>	—	—	11.7	—	—	4.5
<b>6t</b>	23.3	21.6	—	12.1	12.7	—



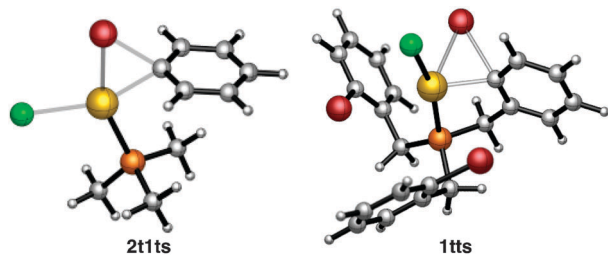


Fig. 3 M06 optimized structure of transition states **2t1ts** and **1tts** colour codes: red = Br, purple = P, yellow = Au, green = Cl.

a relative free energy of  $41.5 \text{ kcal mol}^{-1}$  above the reactant. This is in full agreement with the lack of reactivity under the experimental conditions. The relative free energy of intermediate **1tp**, which is only  $17.4 \text{ kcal mol}^{-1}$  higher than the starting Au(i) complex **1tr**, could be accommodated into a catalytic cycle, but not that of the transition state. This hints at a kinetic rather than thermodynamic origin for the lack of reactivity of Au(i) complexes in oxidative addition processes.

Further calculations showed that the more electron depleted the aryl halide was rendered, the lower the barrier for the oxidative addition became.<sup>30</sup> However, even in the most favourable case, 2,4,6-trinitro-bromobenzene, the activation energy is still relatively high ( $28.0 \text{ kcal mol}^{-1}$ ).<sup>30</sup>

We also analysed the origin of this high barrier. One possible reason could be the strain associated with the fact that the intramolecular oxidative addition process leads to the *trans* arrangement of phenyl and bromide in the product. The geometrical arrangement in **1tts** with the C–Br bond “above” gold, instead of the more usual in-plane arrangement must have some energy penalty. To clarify its importance we carried out additional calculations for the intermolecular reaction on systems **2t1**, **2t2**, **3t1**, **3t2**, **4t1**, **4t2**, (Table 1) where the oxidatively added C–Br bond is in a bromobenzene unit not previously connected to the metal. A variety of systems were considered that differed in the nature of the phosphine (PMe<sub>3</sub> or PPh<sub>3</sub>) and of the spectator ligand (chloride, methyl or hydride). The free energy barriers for these intermolecular processes, leading to a *cis* arrangement of phenyl and bromide, were in a narrow span between  $42.6 \text{ kcal mol}^{-1}$  (for **2t1ts**) and  $48.5 \text{ kcal mol}^{-1}$ , (for **4t1ts**). These barriers are also close to the  $41.5 \text{ kcal mol}^{-1}$  computed for **1tts**. This means that the cost associated with the *trans* nature of **1tts** is nearly identical to the entropic penalty for bringing two separate molecules together. In any case, these results mean that the high barrier for the oxidative addition to Au(i) reflects an intrinsic reluctance to undergo oxidative reaction in these systems. It must be mentioned that there is a much wider dispersion in the relative energies of oxidative addition products, from  $4.1 \text{ kcal mol}^{-1}$  for **3t1p** to  $23.3 \text{ kcal mol}^{-1}$  for **2t2p**. This seems to be related to different combinations of *trans* influences in the computed systems. It is however important to remark that although in some cases the reaction is too endergonic to take place, this is not the general behaviour. The high kinetic barrier is on the other hand present in all tested systems.

A possible origin for the high barrier in systems **1t** to **4t** is the well-known strong preference of Au(i) complexes for a linear

2-coordination,<sup>34</sup> which is challenged by the simultaneous formation of two new bonds at the transition state. We tested this hypothesis through additional calculations on systems **5t**, **6t1**, and **6t2** (Table 1). The resulting barriers were  $11.7$ ,  $23.3$  and  $21.6 \text{ kcal mol}^{-1}$ , respectively. It is clear that the reaction becomes much easier when starting from a mono-coordinated Au(i) complex, thus providing evidence in favour of our hypothesis that coordination number is the key.

Our joint experimental and computational study demonstrates that linear 2-coordinate d<sup>10</sup> Au(i) complexes are much less reactive towards oxidative addition than the related Pd(0) complexes. The Au(III) species that would result from the reaction have in most cases reasonable energies, but the barriers to access them are prohibitively high for moderate temperatures. Oxidative addition is a key step in cross-coupling, and Au(i) will be thus unable to replace Pd(0) in most of these reactions. The sluggishness of the reaction in the Au(i) system seems to be related to its strong preference for coordination 2. This is a specific characteristic of Au(i) that is not shared by Pd(0), and explains why, despite having the same number of valence d electrons, these two metals have significantly different reactivity. Our results hint to a possible solution, since the oxidative addition would be much easier when starting from a [LAu(i)]<sup>+</sup> complex. Although this type of mono-coordinated complexes are unknown, complexes [LAu(i)L']<sup>+</sup>A<sup>−</sup> with a very weakly coordinated ligand L' might undergo the required oxidative addition reaction under sufficiently mild conditions acting genuine catalysts for cross-coupling reactions of aryl halides. Work towards achieving this goal is in progress.

We thank the MINECO (CTQ2010-16088/BQU, CTQ2011-27033), the AGAUR (2009SGR47, 2009SGR0259), the European Research Council (Advanced Grant No. 321066), and the ICIQ Foundation for the support of this work. We also thank the ICIQ X-Ray Diffraction unit for the X-ray structures.

## Notes and references

- (a) A. Fürstner and P. W. Davies, *Angew. Chem., Int. Ed.*, 2007, **46**, 3410–3449; (b) A. S. K. Hashmi, *Chem. Rev.*, 2007, **107**, 3180–3211; (c) E. Jiménez-Núñez and A. M. Echavarren, *Chem. Rev.*, 2008, **108**, 3326–3350; (d) D. J. Gorin, B. D. Sherry and F. D. Toste, *Chem. Rev.*, 2008, **108**, 3351–3378; (e) V. Michelet, P. Y. Toulec and J.-P. Genêt, *Angew. Chem., Int. Ed.*, 2008, **47**, 4268–4315; (f) A. Fürstner, *Chem. Soc. Rev.*, 2009, **38**, 3208–3221; (g) C. Aubert, L. Fensterbank, P. Garcia, M. Malacria and A. Simonneau, *Chem. Rev.*, 2011, **111**, 1954–1993; (h) M. Rudolph and A. S. K. Hashmi, *Chem. Commun.*, 2011, **47**, 6536–6544; (i) C. Obradors and A. M. Echavarren, *Chem. Commun.*, 2015, **50**, 16–28; (j) C. Obradors and A. M. Echavarren, *Acc. Chem. Res.*, 2013, DOI: 10.1021/ar400174p.
- (a) C. González-Arellano, A. Abad, A. Corma, H. Garcia, M. Iglesias and F. Sánchez, *Angew. Chem., Int. Ed.*, 2007, **46**, 1536–1538; (b) A. Corma, C. González-Arellano, M. Iglesias, S. Pérez-Ferreras and F. Sánchez, *Synlett*, 2007, 1771–1774; (c) C. González-Arellano, A. Corma, M. Iglesias and F. Sánchez, *Eur. J. Inorg. Chem.*, 2008, 1107–1115.
- P. Li, L. Wang, M. Wang and F. You, *Eur. J. Org. Chem.*, 2008, 5946–5951.
- O. M. A. de Souza, M. S. Bittar, L. V. P. Mendes, C. Michele and F. da Silva, *Synlett*, 2008, 1777–1780.
- P. Yao, *J. Chem. Res.*, 2013, **37**, 174–176.
- J. Han, Y. Liu and R. Guo, *J. Am. Chem. Soc.*, 2009, **131**, 2060–2061.
- (a) S. Carretin, A. Corma, M. Iglesias and F. Sánchez, *Appl. Catal., A*, 2005, **291**, 247–252; (b) C. González-Arellano, A. Corma, M. Iglesias and F. Sánchez, *J. Catal.*, 2006, **238**, 497–501; (c) A. Corma, E. Gutiérrez-Puebla,



- M. Iglesias, A. Monge, S. Pérez-Ferreras and F. Sánchez, *Adv. Synth. Catal.*, 2006, **348**, 1899–1907; (d) N. Debono, M. Iglesias and F. Sánchez, *Adv. Synth. Catal.*, 2007, **349**, 2470–2476.
- 8 T. Lauterbach, M. Livendahl, A. Rosellón, P. Espinet and A. M. Echavarren, *Org. Lett.*, 2010, **12**, 3006–3009.
- 9 Review on the topic of trace metal impurities in catalysis: I. Thome, A. Nijs and C. Bolm, *Chem. Soc. Rev.*, 2012, **41**, 979–987.
- 10 (a) A. Corma, R. Juárez, M. Boronat, F. Sánchez, M. Iglesias and H. García, *Chem. Commun.*, 2010, **46**, 1446–1448; (b) M. Boronat, D. Combata, P. Concepción, A. Corma, H. García, R. Juárez, S. Laursen and J. D. López-Castro, *J. Phys. Chem. C*, 2012, **116**, 24855–24867.
- 11 M. Stratakis and H. García, *Chem. Rev.*, 2012, **102**, 4469–4506.
- 12 J. Han, Y. Liu and R. Guo, *J. Am. Chem. Soc.*, 2009, **131**, 2060–2061.
- 13 G. Li, D.-E. Jiang, C. Liu, C. Yu and R. Jin, *J. Catal.*, 2013, **306**, 177–183.
- 14 (a) G. Kyriakou, S. K. Beaumont, S. M. Humphrey, C. Antonetti and R. M. Lambert, *ChemCatChem*, 2010, **2**, 1444–1449; (b) V. K. Kanuru, G. Kyriakou, S. K. Beaumont, A. C. Papageorgiou, D. J. Watson and R. M. Lambert, *J. Am. Chem. Soc.*, 2010, **132**, 8081–8086; (c) S. K. Beaumont, G. Kyriakou and R. M. Lambert, *J. Am. Chem. Soc.*, 2010, **132**, 12246–12248.
- 15 M. García-Mota, N. Cabello, F. Maseras, A. M. Echavarren, J. Pérez-Ramírez and N. López, *ChemPhysChem*, 2008, **11**, 1624–1629.
- 16 R. H. Crabtree, *Chem. Rev.*, 2012, **112**, 1536–1554.
- 17 (a) Y. Shi, K. E. Roth, S. D. Ramgren and S. A. Sand, *J. Am. Chem. Soc.*, 2009, **131**, 18022–18023; (b) K. E. Roth and S. A. Blum, *Organometallics*, 2011, **30**, 4811–4813; (c) J. J. Hirner, Y. Shi and S. A. Blum, *Acc. Chem. Res.*, 2011, **44**, 603–613; (d) Ni-catalysed coupling of organogold complexes: J. Hirner and S. A. Blum, *Organometallics*, 2011, **30**, 1299–1302.
- 18 (a) A. S. K. Hashmi, C. Lothschütz, R. Döpp, M. Rudolph, T. D. Ramamurthi and F. Rominger, *Angew. Chem., Int. Ed.*, 2009, **48**, 8243–8246; (b) A. S. K. Hashmi, R. Döpp, C. Lothschütz, M. Rudolph, D. Riedel and F. Rominger, *Adv. Synth. Catal.*, 2010, **352**, 1307–1314; (c) A. S. K. Hashmi, M. Ghanbari, M. Rudolph and F. Rominger, *Chem.–Eur. J.*, 2012, **18**, 8113–8119; (d) M. M. Hansmann, M. Pernpointner, R. Döpp and A. S. K. Hashmi, *Chem.–Eur. J.*, 2013, **19**, 15290–15303.
- 19 (a) M. H. Pérez-Temprano, J. A. Casares and P. Espinet, *Chem.–Eur. J.*, 2012, **18**, 1864–1884; (b) J. delPozo, J. A. Casares and P. Espinet, *Chem. Commun.*, 2013, **49**, 7246–7248; (c) J. delPozo, D. Carrasco, M. H. Pérez-Temprano, M. García-Melchor, R. Álvarez, J. A. Casares and P. Espinet, *Angew. Chem., Int. Ed.*, 2013, **52**, 2189–2193.
- 20 (a) A. S. K. Hashmi, C. Lothschütz, R. Döpp, M. Ackermann, J. D. B. Becker, M. Rudolph, C. Scholz and F. Rominger, *Adv. Synth. Catal.*, 2012, **354**, 133–147; (b) See also: P. Nösel, T. Lauterbach, M. Rudolph, F. Rominger and A. S. K. Hashmi, *Chem.–Eur. J.*, 2013, **19**, 8634–8641.
- 21 (a) A. Tamaki and J. K. Kochi, *J. Organomet. Chem.*, 1972, **40**, C81–C84; (b) A. Tamaki and J. K. Kochi, *J. Chem. Soc., Dalton Trans.*, 1973, 2620–2626; (c) A. Johnson and R. J. Puddephatt, *Inorg. Nucl. Chem. Lett.*, 1973, **9**, 1175–1177; (d) A. Tamaki and J. K. Kochi, *J. Organomet. Chem.*, 1974, **64**, 411–425; (e) A. Johnson and R. J. Puddephatt, *J. Organomet. Chem.*, 1975, **85**, 115–121.
- 22 M. T. Johnson, J. M. J. van Rensburg, M. Axelsson, M. S. G. Ahlquist and O. F. Wendt, *Chem. Sci.*, 2011, **2**, 2373–2377.
- 23 A radical mechanism was found in the reaction between [AuMePR<sub>3</sub>] and CF<sub>3</sub>I: A. Johnson and R. J. Puddephatt, *J. Chem. Soc., Dalton Trans.*, 1976, 1360–1363.
- 24 R. E. Bachman, S. A. Bodolosky-Bettis, C. J. Pyle and M. A. Gray, *J. Am. Chem. Soc.*, 2008, **130**, 14303–14310.
- 25 P. Gualco, S. Ladeira, K. Miqueu, A. Amgoune and D. Bourissou, *Angew. Chem., Int. Ed.*, 2011, **50**, 8320–8324.
- 26 P. S. D. Robinson, G. N. Khairallah, G. da Silva, H. Lioe and R. A. J. O'Hair, *Angew. Chem., Int. Ed.*, 2012, **51**, 3812–3817.
- 27 CCDC 891204 (2a), CCDC 891201 (2b), CCDC 891203 (4a), CCDC 964933 (4b), and CCDC 891202 (5).
- 28 M. T. Reetz, H. Guo, J.-A. Ma, R. Goddard and R. J. Mynott, *J. Am. Chem. Soc.*, 2009, **131**, 4136–4142.
- 29 D. Morales-Morales, R. Redón, Y. Zheng and J. R. Dilworth, *Inorg. Chim. Acta*, 2002, 39–44.
- 30 See ESI† for additional details.
- 31 M. Besora, C. Gourlaouen, B. Yates and F. Maseras, *Dalton Trans.*, 2011, **40**, 11089–11094.
- 32 (a) S. Komiya, T. A. Albright, R. Hoffmann and J. K. Kochi, *J. Am. Chem. Soc.*, 1976, **98**, 7255–7265; (b) Reductive elimination of MeI from LAuI<sub>2</sub>Me: V. J. Scott, J. A. Labinger and J. E. Bercaw, *Organometallics*, 2010, **29**, 4090–4096.
- 33 M. Besora, A. A. C. Braga, G. Ujaque, F. Maseras and A. Lledós, *Theor. Chem. Acc.*, 2011, **128**, 639–646.
- 34 Although the majority of Au(I) complexes are two-coordinated, linear 14-electron species, three- and four-coordinated Au(I) complexes are also known: (a) M. C. Gimeno and A. Laguna, *Chem. Rev.*, 1997, **97**, 511–522; (b) V. R. Bojan, E. J. Fernández, A. Laguna, J. M. López-de-Luzuriaga, M. Monge, M. E. Olmos, R. C. Puelles and C. Silvestru, *Inorg. Chem.*, 2010, **49**, 5530–5541, and references therein.

