

Cu-Catalyzed Chemoselective Borylcupration of Borylated (Z)-Skipped Dienoates: A Case Study for the Synthesis of *gem*-diborylcyclobutanes

Mireia Pujol, Gerard Bru, Taras Mazuryk, Anika Tarasewicz, Jorge J. Carbó,* María Méndez,* and Elena Fernández*



Cite This: *ACS Catal.* 2025, 15, 12063–12074



Read Online

ACCESS |



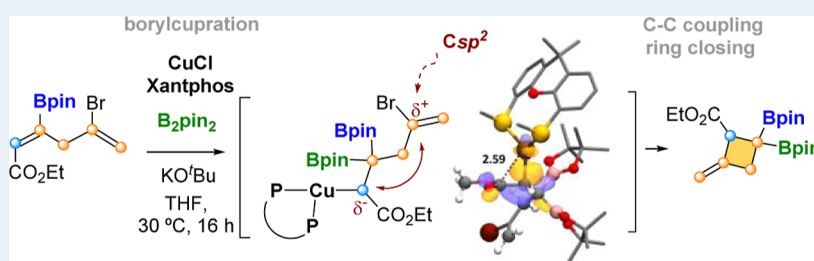
Metrics & More



Article Recommendations



Supporting Information



ABSTRACT: Chemoselective borylcupration of borylated (Z)-skipped dienoates is controlled by the ester group to access 3,3-di(pinacolato)borylalkenoates. Electrophilic trapping with H^+ , D^+ , alkyl-, benzyl-, or allyl halides, as well as isocyanates has proved to be efficient for α -functionalized products. The Cu-catalyzed borylcupration of skipped dienoates containing C–Br bonds resulted in concomitant ring closing sequences toward alkylidene *gem*-diborylcyclobutane scaffolds. We performed DFT calculations to characterize the reaction mechanism of the formation of *gem*-diborylcyclobutanes. The key steps of the proposal comprise a selective borylcupration directed by alkene substituents, followed by an intramolecular C–C coupling toward strained four-membered rings assisted by the potassium cation. We also analyzed the effect of the nature of the halogen leaving group on the selectivity. The versatility of alkylidene cyclobutanes has been demonstrated through postfunctionalization reactions.

KEYWORDS: Cu-catalysis, borylated (Z)-skipped dienoate, alkylidene *gem*-diborylcyclobutane, DFT studies, ring closing

INTRODUCTION

The shape and size of molecular rings are intimately linked to their physical and chemical properties. Three- and four-membered rings are considered small rings that attract significant attention in medicinal chemistry for their beneficial physicochemical properties, which can lead to improved ADME (absorption, distribution, metabolism, and excretion) profiles.¹ The planar conformation of these small cyclic scaffolds correlates with the **angle strain** concept, in which the four bonds around the sp^3 -hybridized carbons are forced out of their preferred tetrahedral angles. The efforts to construct functionalized aliphatic cyclopropane and cyclobutane rings are justified since they enable better assessment of their value to drug discovery programs.²

The installation of boryl moieties on the periphery of the cyclopropane³ and cyclobutane⁴ rings has enriched the functional properties of these small rings, due to their unique reactivity and divergent synthetic capability along the defined vectors. In that context, copper catalysis has become one of the most powerful approaches to synthesize borylcyclobutanes by installing boron using borylcupration methods on π -systems, with concomitant intramolecular cyclization.⁵ We recently


described that the catalytic system based on Cu(I)-Xantphos conducts regioselective borylcupration of borylated skipped (Z)-dienes, in the presence of bis(pinacolato)diboron (B_2pin_2), generating the alkylcopper species that suffers stereospecific B/Cu 1,3-rearrangement by remote B shift from $C(sp^2)$ to $C(sp^3)$ (Scheme 1a).⁶ The boryl migration occurs via a four-membered boracycle intermediate, followed by in situ electrophilic trapping with I_2 . Subsequent palladium-catalyzed regioselective intramolecular cross-coupling generates alkylidene 3-(pinacolboryl)cyclobutane **A** (Scheme 1a), considered highly strained yet stable molecules found in biologically active natural products.⁷ This approach involved two steps and two catalysts: CuCl/Xantphos for borylcupration/1,3-migration (followed by electrophilic trapping with I_2)

Received: April 2, 2025

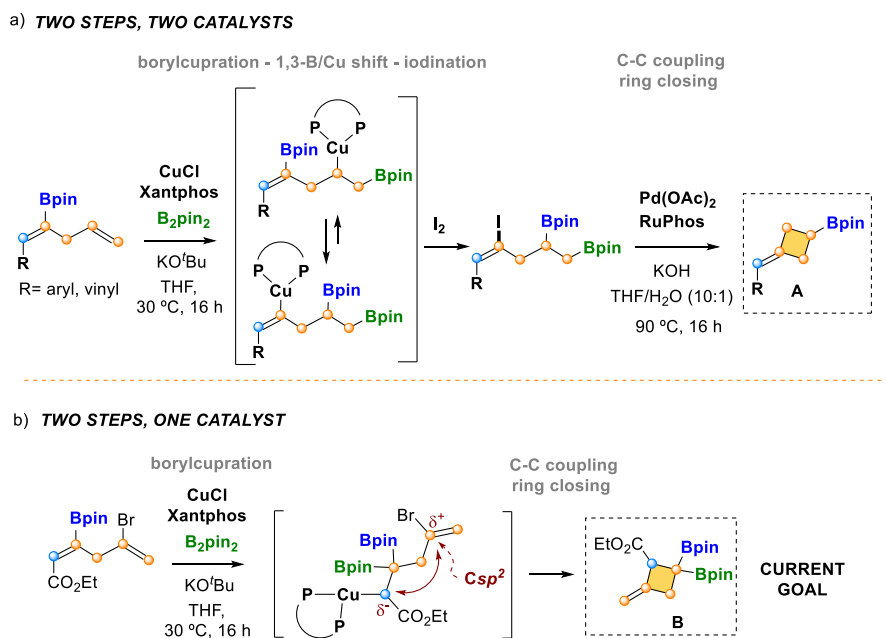
Revised: June 2, 2025

Accepted: June 20, 2025

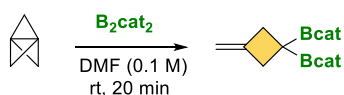
Published: July 1, 2025



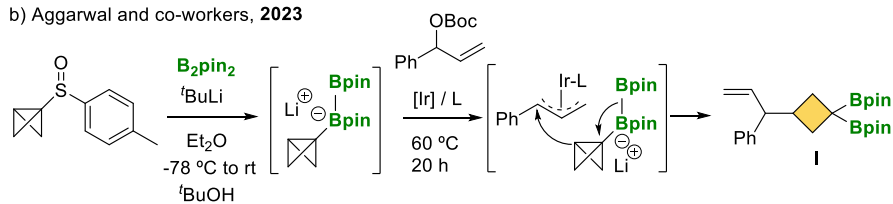
Scheme 1. Synthesis of Functionalized Mono- and Diborylated Alkylidene Cyclobutanes

Scheme 2. Synthesis of *gem*-Diborylated Cyclobutanes

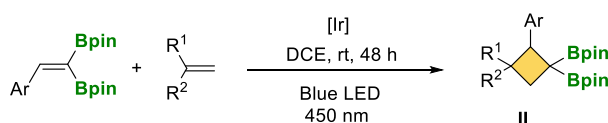
a) F. Himo, A. Mendoza and co-workers, 2024



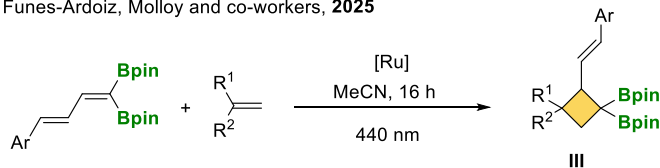
b) Aggarwal and co-workers, 2023



c) Masarwa and co-workers, 2024



d) Funes-Ardoiz, Molloy and co-workers, 2025

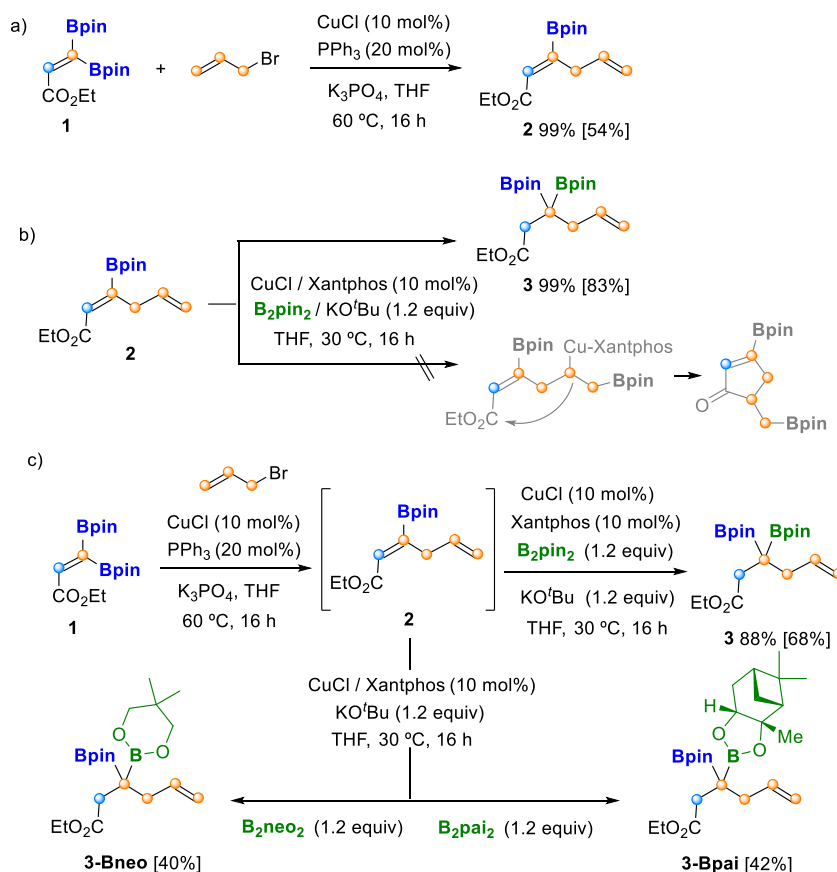


and Pd(OAc)₂/RuPhos for regioselective cyclization (Scheme 1a).

Interested in the benefits of copper catalyzed borylation/ring closing reactions,⁸ we envisioned the development of a catalytic method that would enable the synthesis of alkylidene 3,3'-bis(pinacolboryl)cyclobutane **B** (Scheme 1b), where the chemoselective borylcupration of borylated skipped (*Z*)-dienes might be controlled by a terminal ester group, followed by concomitant intramolecular Cu-assisted C–C coupling with the terminal vinyl halide moiety.

Our aim is to develop a new catalytic methodology to construct strained alkylidene *gem*-diborylcyclobutane scaffolds,

which have been unreported except for the uncatalyzed reaction between bis(catecholato)diboron (B₂cat₂) and propellane (Scheme 2a).^{9a} The synthesis of cyclobutanes containing geminal diboryl moieties has been an elusive goal until Aggarwal and co-workers demonstrated the isolation of *gem*-diborylcyclobutane **I** through iridium-catalyzed allylation-induced 1,2-metalate rearrangement of bicyclo[1.1.0]butyl (BCB) boronate complexes (Scheme 2b).^{9b} More recently, an energy-transfer strategy for photosensitized [2 + 2]-cycloadditions of 1,1-diborylalkenes or dienes, with olefins, enabled the regioselective synthesis of polyfunctionalized *gem*-diborylcyclobutanes **II** and **III**, as described by Masarwa^{9c} as

Scheme 3. Cu-Catalyzed Synthesis of Borylated (*Z*)-Skipped Dienoate **2** and Ethyl 3,3-Diborylhex-5-enoate **3**^a

^aGeneral conditions. Synthesis of **2**: **1** (0.2 mmol), allyl halide (1.5 equiv), CuCl (10 mol %), PPh₃ (20 mol %), K₃PO₄ (2 equiv), THF (4 mL), 60 °C, 16 h. Synthesis of **3**: **2** (0.2 mmol), diboron (1.2 equiv), CuCl (10 mol %), Xantphos (10 mol %), KO^tBu (1.2 equiv), THF (4 mL), 30 °C, 16 h. Yields determined by NMR with naphthalene as internal standard and isolated yields in brackets.

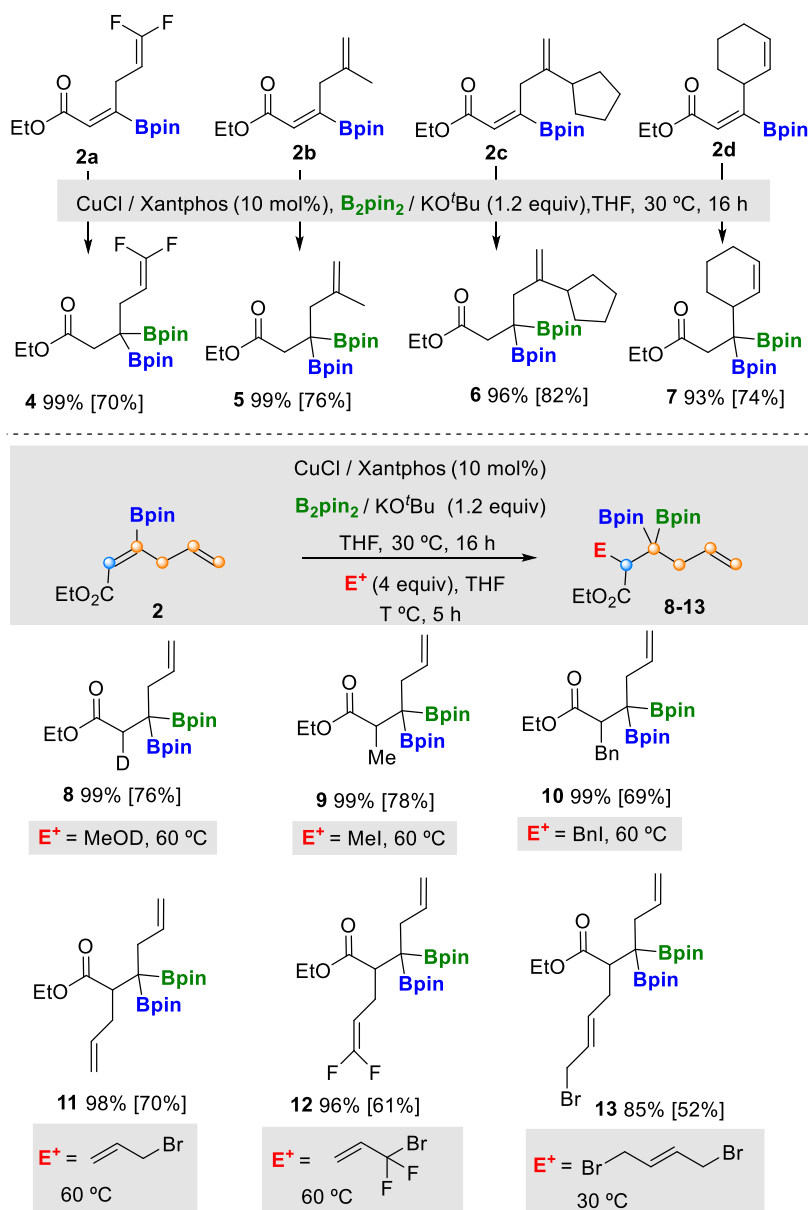
well as Funes-Ardoiz and Molloy^{9d} (Scheme 2c,d). The lack of examples to synthesize *gem*-diborylcyclobutane synthons contrasts with the well established protocols for the preparation of *gem*-diborylcyclopropanes.¹⁰

RESULTS AND DISCUSSION

Reaction Development. Focused on the synthesis of alkylidene *gem*-diborylcyclobutane scaffolds, we selected the borylated (*Z*)-skipped dienoate model substrate, ethyl (*Z*)-3-pinacolboryl-2,5-hexadienoate (**2**), to conduct a preliminary systematic study of selective borylcupration.¹¹ Substrate **2** was prepared from copper-catalyzed stereoselective C–B activation of β,β -diboryl acrylate **1**, followed by allylic alkylation with 3-bromoprop-1-ene, in the presence of K₃PO₄ at 60 °C (Scheme 3a).¹² Next, we conducted the borylcupration of **2** with 10 mol % of CuCl/Xantphos, in the presence of 1.2 equiv of B₂pin₂ and KO^tBu as a base, at 30 °C, in THF (Scheme 3b). Although borylcupration could have reacted with the less sterically hindered π -system of the skipped substrate,^{6,13} we proved that the electronic deficiency of the internal alkene controlled the borylcupration in a complete chemoselective way, leading to interesting product **3** containing a tetrasubstituted carbon. Formally, ethyl 3,3-di(pinacol)borylhex-5-enoate (**3**) was synthesized by Cu-catalyzed β -boration of **2** and subsequent electrophilic trapping with H⁺, in a high isolated yield (83%, Scheme 3b). We also explored the *one-pot* two-step protocol, and diborated product **3** could be isolated from β,β -diboryl

acrylate **1** in moderate yield (68%, Scheme 3c), avoiding isolation of **2**. It is worthy to mention that whereas the synthesis of *gem*-diboryl alkanes is well established,¹⁴ the preparation of 3,3-diboryl carboxyesters is understudied.¹⁵ The use of bis(neopentyl glycolato)diboron (B₂neo₂) and (4*S*,4'*S*,5*S*,5'*S*)-4,4',5,5'-tetraphenyl-2,2'-bi(1,3,2-dioxaborolane) (B₂pai₂) proved the formation of mixed diboron products **3-Bneo** and **3-Bpai** in a diastereoselective manner (Scheme 3c).

Next, we explored the compatibility of the copper-catalyzed β -boration of a series of borylated (*Z*)-skipped dienoate substrates, modifying the substituents along the diene system (Scheme 4). Product **4** was isolated in 70% yield proving the chemoselective Cu-catalyzed borylcupration on the α,β -unsaturated ester, despite the fact that difluoro substituents enhanced the electron deficiency of the terminal alkene (Scheme 4). Complementarily, 3,3-di(pinacol)borylalkenoates **5–7** were synthesized in moderate to high isolated yields, demonstrating compatibility with sterically hindered borylated (*Z*)-skipped dienoates (Scheme 4). Alternative electrophilic trapping was next studied, involving MeOD for the synthesis of deuterated product **8** in a 76% isolated yield (Scheme 4). When MeI or BnI were used to trap the intermediate after the borylcupration of **2**, products **9** and **10** were easily prepared and isolated, demonstrating the compatibility of C–C bond formation with alkyl groups at the α position (Scheme 4). Eventually, the electrophilic trapping with allyl bromides

Scheme 4. Cu-Catalyzed Borylcupration/Electrophilic Trapping of Borylated (*Z*)-Skipped Dienoates^a

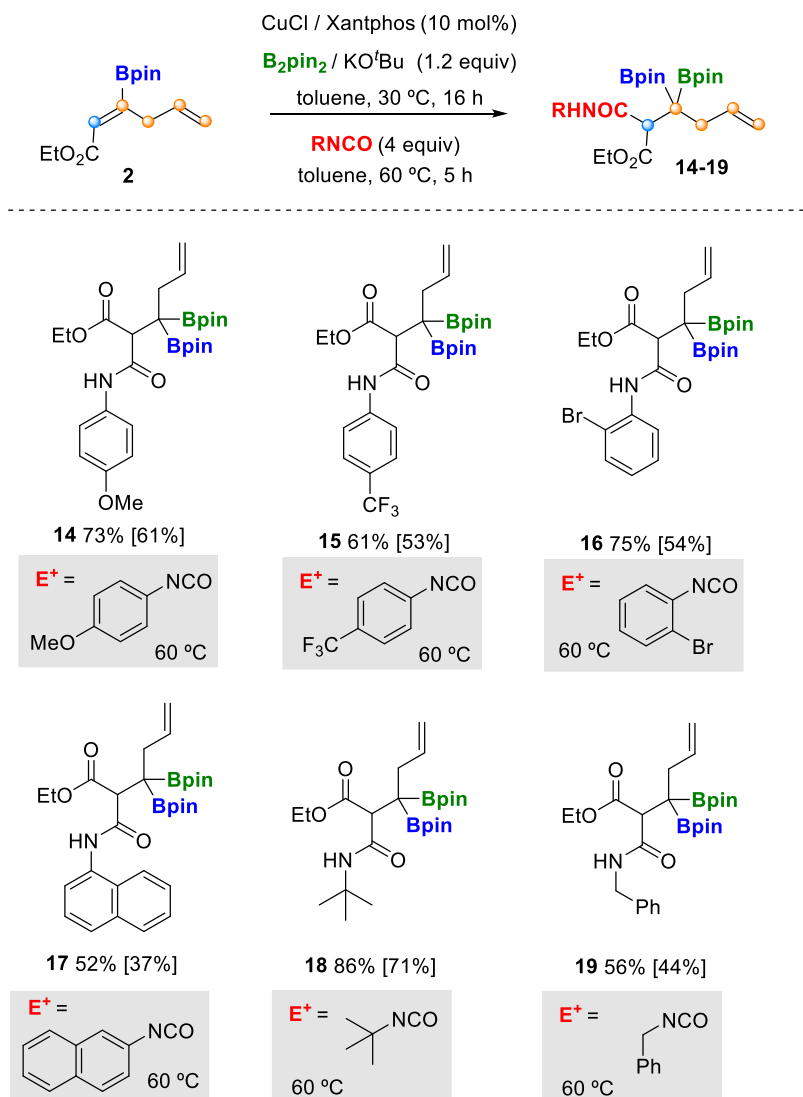
^aGeneral conditions. Borylcupration: (*Z*)-skipped diene (0.2 mmol), B₂pin₂ (1.2 equiv), CuCl (10 mol %), Xantphos (10 mol %), KO^tBu (1.2 equiv), THF (4 mL), 30 °C, 16 h. Electrophilic trapping: E⁺ (4 equiv), THF (2 mL), T = 30 °C–60 °C, 5 h. Yields determined by NMR with naphthalene as internal standard and isolated yields in brackets.

resulted in the formation of functionalized 1,7-diene systems **11–13** (Scheme 4). In particular, the reaction of **2** with 3-bromo-3,3-difluoroprop-1-ene allowed for the formation of the difluorinated 1,7-diene product **12**, suggesting that the C–C coupling might proceed through a S_N2' mechanism (Scheme 4). However, the coupling between **2** and (*E*)-1,4-dibromobut-2-ene generated exclusively the α -selective product **13**, versus the γ -selective isomer, suggesting the S_N2 mechanistic pathway renders the less sterically hindered α -substituted 3,3-dipinacol)borylalkenoate.

When we used isocyanates as electrophilic reagents to be trapped after the borylcupration of **2**, we observed the formation of the corresponding amide group, independently of the isocyanate used, generating the arylamides **14–17**, alkylamide **18**, or benzyl amide **19** in moderate isolated yields (Scheme 5). Despite the usefulness of isocyanates for the

generation of a wide range of amides, their role as electrophiles in borylcupration of alkenes has only been reported to transform vinyl arenes into boryl alkyl amides.¹⁶ We found that our methodology allows for a straightforward access to *NH-tert*-butyl malonamide and *NH-aryl* malonamides as an alternative platform for β -lactam synthesis.¹⁷ The overall process from β,β -diborylacrylate **1** formally results in the regioselective functionalization of the internal double bond, generating two vicinal tetrasubstituted and trisubstituted carbons.

By applying the Cu-catalyzed synthesis of borylated (*Z*)-skipped dienoates, but using (*E*)-1,4-dibromobut-2-ene, we could obtain diene **20** (Scheme 6a),¹² which led to new reactivity. Under the optimized reaction conditions (10 mol % of CuCl/Xantphos, 1.2 equiv of B₂pin₂ and KO^tBu as a base, at 30 °C in THF or toluene), we observed the formation of

Scheme 5. Cu-Catalyzed Borylcupration/Electrophilic Trapping with Isocyanates^a

^aGeneral conditions. Borylcupration: (*Z*)-skipped diene (0.2 mmol), B₂pin₂ (1.2 equiv), CuCl (10 mol %), Xantphos (10 mol %), KO^tBu (1.2 equiv), toluene (4 mL), 30 °C, 16 h. Electrophilic trapping: RNCO (4 equiv), toluene (2 mL), T = 60 °C, 5 h. Yields determined by NMR with naphthalene as internal standard and isolated yields in brackets.

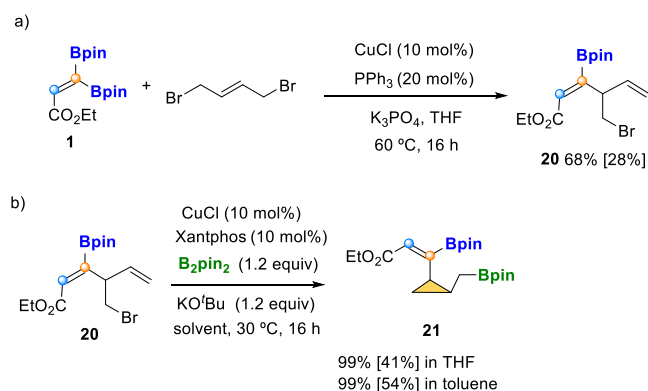
compound **21** containing a three-membered ring with an exclusive *cis* stereoselectivity of the substituents (Scheme 6b). This highly functionalized cyclopropane has not been reported before, and only related compounds have been described in recent synthesis of boronate ester bullvalenes.¹⁸

Similarly, the skipped diene **22** was prepared from **1** and 2,3-dibromoprop-1-ene, throughout Cu-catalyzed site-selective C-Bpin activation (Scheme 7a). When we conducted the Cu/Xantphos-catalyzed borylcupration of substrate **22**, and KO^tBu as a base, at 30 °C in THF, we proved that electronic deficiency of the internal alkene controlled the borylcupration in a complete chemoselective way, generating the expected product **23**, although the formation of the alkylidene 3,3'-bis(pinacolboryl)cyclobutane **24** was also observed in 23% yield (Scheme 7b). The replacement of KO^tBu, as a base, by NaO^tBu or LiO^tBu did not improve the ratio on product **24**. However, when the reaction mixture was heated to 60 °C, we noted a preferred formation of the cyclic product, with a ratio **23/24** = 37/63 (Scheme 7b). The use of toluene, instead of THF, did not favor the formation of the cyclic product, and

neither did the use of PPh₃ and PCy₃ as ligands (Scheme 7b). Interestingly, the use of PBu₃ led to the formation of **24** with the highest ratio of **23/24** = 30/70 and 42% isolated yield (Scheme 7b).

We studied the influence of the halide X = Br versus X = I, Cl toward the cyclization pathway. Substrates **25** and **26** were prepared and submitted to the borylcupration under optimized reaction conditions. Whereas **25** (X = I) evolved toward the cyclic product **24** similarly to substrate **22** (Scheme 7c), the use of **26** (X = Cl) inhibited the formation of the cyclic product (Scheme 7c). The alkylidenecyclobutane **24** shows a relative disposition of the substituents that results complementary to all other reported methods.⁹ To understand the formation of the intramolecular cyclic product **24**, we explored the plausible transformation of compound **23** into **24** under the same Cu-catalyzed reaction conditions (10 mol % of CuCl/Xantphos, 1.2 equiv of B₂pin₂ and KO^tBu as a base, at 60 °C in THF); however, we did not observe any transformation from **23** to the cyclic product **24** (Scheme 7d). The formation of four-membered-ring compound **24**^{Me}

Scheme 6. Cu-Catalyzed Synthesis of Ethyl (Z)-4-(bromomethyl)-3-(pinacolboryl)hexa-2,5-dienoate **20** and Substituted Cyclopropane **21**^a



^aGeneral conditions. Synthesis of **20**: 1,1-diborylalkene **1** (0.2 mmol), (*E*)-1,4-dibromobut-2-ene (1.5 equiv), CuCl (10 mol %), PPh₃ (20 mol %), K₃PO₄ (2 equiv), THF (4 mL), 60 °C, 16 h. Synthesis of **21**: (*Z*)-skipped diene **20** (0.2 mmol), B₂pin₂ (1.2 equiv), CuCl (10 mol %), Xantphos (10 mol %), KO^tBu (1.2 equiv), THF or toluene (4 mL), 30 °C, 16 h. Yields determined by NMR with naphthalene as internal standard and isolated yields in brackets.

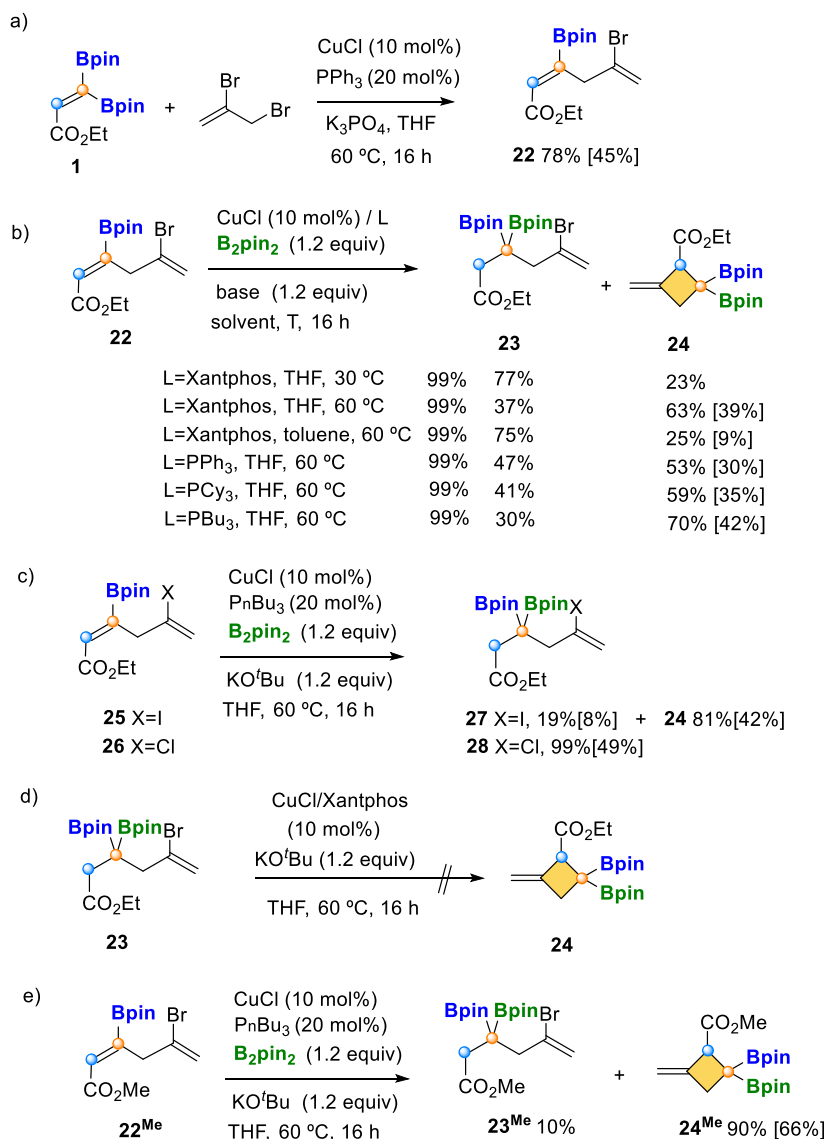
from skipped diene **22**^{Me} has also been demonstrated, extending the generality of this method (Scheme 7e).

Mechanistic Studies. To understand the copper-catalyzed borylation/ring closing reaction mechanism, we performed DFT calculations¹⁹ on the formation of four-membered ring compound **24**^{Me} from skipped diene **22**^{Me}. Figure 1 shows the free-energy profile for the proposed mechanism, which shares some features with our previous computational studies on copper-catalyzed borylative ring closing reactions.^{8a,c} The mechanism starts with the reaction between the CuCl/Xantphos precatalyst with KO^tBu to form the active catalytic species **I**₁ leaving KCl as a side product.^{6,8a,c,20} In the next step, diboron B₂pin₂ reacts with **I**₁ to produce the Cu-boryl species **I**₂. This intermediate can coordinate the skipped diene **22**^{Me}, forming the stable η²-alkene-Cu bond complex **I**₃. Then, 1,2-insertion of the alkene moiety into the Cu–B bond proceeds with the observed regioselectivity through transition state **TS1** with a low free-energy barrier (+7.4 kcal·mol⁻¹). The regioselectivity can be rationalized by analyzing the electronic structure of reactants and intermediates. The copper-boryl species behaves as the nucleophile²¹ and attacks an electrophilic moiety of the substrate. In the skipped diene **22**^{Me}, the lowest unoccupied molecular orbital (LUMO) corresponds to the π-antibonding orbital of the internal alkene that is stabilized via interaction with the p-type orbitals of the Bpin and the ester substituents (see Figure S4). This internal double bond is polarized toward the boryl-substituted sp² carbon (C1) as reflected by the contribution of the atomic orbitals to the C1=C2 π* NBO orbital (52% for C1 vs 48% for C2). Moreover, the computed free-energy barrier for the borylcupration of the terminal alkene in substrate **22**^{Me} through transition state **TS1t** is significantly higher, the **TS1t** structure laying 11.7 kcal·mol⁻¹ higher in free-energy than **TS1** structure (Figure S5). We also noted that this regioselectivity is also observed for substrate **20** (see Figure S5), whose reactivity cannot proceed through four-membered ring closing, as observed for **22**^{Me}, because it lacks a bromide leaving group. For **20**, a different mechanism should operate after

borylcupration, yielding the unexpected product **21**, but the characterization of this mechanism is out of the scope of this work.

The intermediate resulting from borylation, **I**₄, contains a *gem*-diboryl fragment and its formation is energetically favorable, −26.5 kcal·mol⁻¹ with respect to intermediate **I**₃ (Figure 1). The alkyl ligand in **I**₄ shows some delocalization of the negative charge over the carbonyl group of the ester. On going from the reactant **22**^{Me} to the intermediate **I**₄, the distance of the C=O bond increases from 1.21 to 1.24 Å, while the C–C bond distance with the ester substituent decreases from 1.48 to 1.45 Å. Accordingly, its highest occupied molecular orbital (HOMO) shows the interaction between the Cu d orbitals and the alkyl carbon, with some contribution of p-type orbitals in the ester moiety (Figure S6). This type of interaction is similar to that previously characterized for α-boryl alkyl copper complexes by means of DFT calculations and crystallographic database search.²² From intermediate **I**₄, the reaction can evolve to the formation of **23**^{Me} via protonation of the Cu-alkyl bond. Alternatively, as observed experimentally, the reaction can proceed with halogen abstraction and ring closing, assisted by the ^tBuOK base. In this stage, and in line with our previous computational studies,^{8a,c} the *tert*-butoxide coordinates to Cu (Cu–O distance 2.01 Å), forming an anionic complex with the potassium acting as a counterion, intermediate **I**₅, which is almost isoenergetic to **I**₄. Here, the potassium cation interacts simultaneously with the bromide and the aromatic ring of the phosphine phenyl group, in the presence of two interacting THF molecules to model the explicit solvent.^{8a,b} From **I**₅, the potassium abstracts the bromide from the C(sp²), assisted by the Cu center, overcoming a free-energy barrier of 22.7 kcal·mol⁻¹ (**I**₄ → **TS2**). Remarkably, we could characterize computationally a Cu(III) intermediate with a Cu-alkenyl and a Cu-alkyl bonds (**I**₆), which is the result of bromide abstraction along with the formation of (THF)₂KBr salt. Nevertheless, the Cu(III) complex is kinetically unstable with a free-energy barrier associated with the reductive elimination and ring closing steps of 3.4 kcal·mol⁻¹ (**TS3**). Thus, the bromide abstraction and the ring closing could be viewed as a mostly concerted, irreversible step. Alternatively, we evaluated the oxidative addition of the Csp²–Br bond to the Cu(I) center without the assistance of a potassium cation. Nevertheless, the corresponding free-energy barrier (32.0 kcal·mol⁻¹) is significantly higher (Figure S7).

The highest free-energy barrier of the catalytic process corresponds to the energy difference between **TS2** and **I**₄, with a computed value of 22.7 kcal·mol⁻¹, which is consistent with a reaction occurring at moderate temperatures. The change of selectivity toward cyclic product **24**^{Me} upon increasing the temperature can be explained as follows: Higher temperatures accelerate the rate of the ring closing pathway to yield **24**^{Me} by increasing the apparent rate constant, while the rate of the protonation pathway to give **23**^{Me} in aprotic solvents is controlled by the concentration of the proton source (water) and is less sensitive to the temperature. Moreover, the rate-determining process involves halide abstraction in key transition state **TS2**, which is also in line with experimental observations. Thus, replacing the bromide with chloride (less effective leaving group) inhibits the formation of the cyclic product **24** with the exclusive observation of the product **28**. For X = Cl, the ΔG[‡](**I**₄ → **TS2**) free energy barrier (24.8 kcal·mol⁻¹) is larger than that for X = Br. On the other hand, when

Scheme 7. Synthesis of Skipped Dienoate **22** and Cu-Catalyzed Borylcupration with Concomitant Ring Closing Sequence^a

^aGeneral conditions. Synthesis of **22**: 1,1-diborylalkene **1** (0.2 mmol), 2,3-dibromoprop-1-ene (1.5 equiv), CuCl (10 mol %), PPh₃ (20 mol %), K₃PO₄ (2 equiv), THF (4 mL), 60 °C, 16 h. Borylcupration of **22**: (*Z*)-skipped diene **22** (0.2 mmol), B₂pin₂ (1.2 equiv), CuCl (10 mol %), Xantphos (10 mol %), KO^tBu (1.2 equiv), THF or toluene (4 mL), 30 or 60 °C, 16 h. Yields determined by NMR with naphthalene as internal standard and isolated yields in brackets.

replacing the bromide with iodide (better leaving group), the selectivity improves, and the cyclic product is obtained in a ratio **24/27** = 19/81 (Scheme 7b). For X = I, the $\Delta G^\ddagger(I_4 \rightarrow TS2)$ free energy barrier (18.6 kcal·mol⁻¹) is lower than for X = Br. Overall, this reaction represents a singular intramolecular copper catalyzed cross-coupling of secondary alkylcopper with haloalkenyl moieties, with concomitant ring closing and generation of exocyclic double bond.²³

Synthetic Applications. Although in general alkylidene cyclobutanes are known for their enhanced reactivity,²⁴ compound **24** has proven to be strikingly stable under several reaction conditions. However, it offers a valuable synthetic tridimensional platform featuring several functional groups in a congested space that can be orthogonally functionalized, as exemplified in Scheme 8. We explored the synthetic application of the alkylidene *gem*-diborylcyclobutane scaffold **24** to prepare spiro compounds conducting the Simmons–

Smith cyclopropanation of the exocyclic alkene, under Furukawa conditions.²⁵ The *gem*-diborylated spiro compound **29** was afforded in moderate yield, as a 55:45 mixture of both stereoisomers (Scheme 8a), indicating that the ester group had no direct influence on the stereoselectivity. Alternatively, the protodeborylation of **24** took place with NaO^tBu as the base, with concomitant isomerization of the exocyclic double bond, toward the conjugated product ethyl 2-methyl-4-(pinacolboryl)cyclobut-1-ene-1-carboxylate (**30**) (Scheme 8b). The site-selective activation of one of the Bpin moieties in alkylidene *gem*-diborylcyclobutane compound **24** was next explored through an homologation pathway, and interestingly, we obtained a single diastereoisomer **31**, where the Bpin *trans* to the ester group was exclusively transformed into primary C-Bpin bond (Scheme 8d). The ester group in **24** seems to protect the vicinal *cis*-Bpin moiety in the homologation sequence. In fact, calculations have shown that coordination

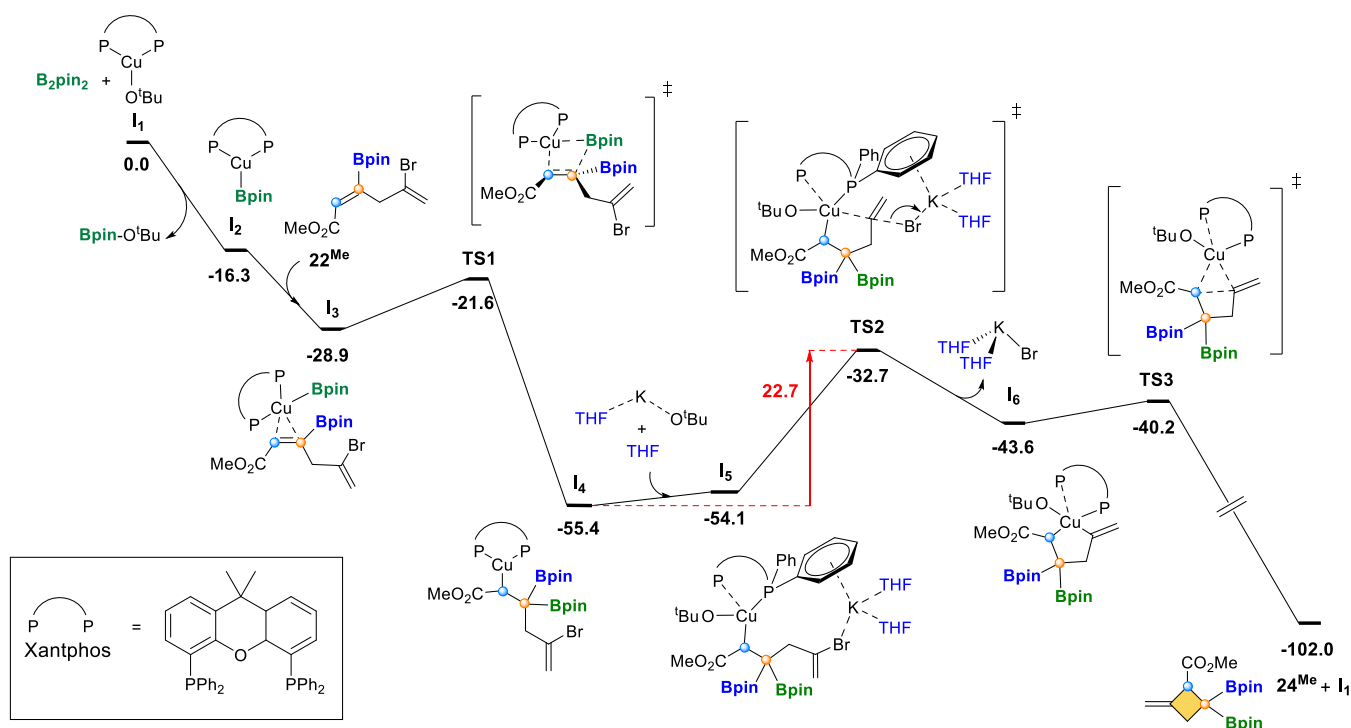
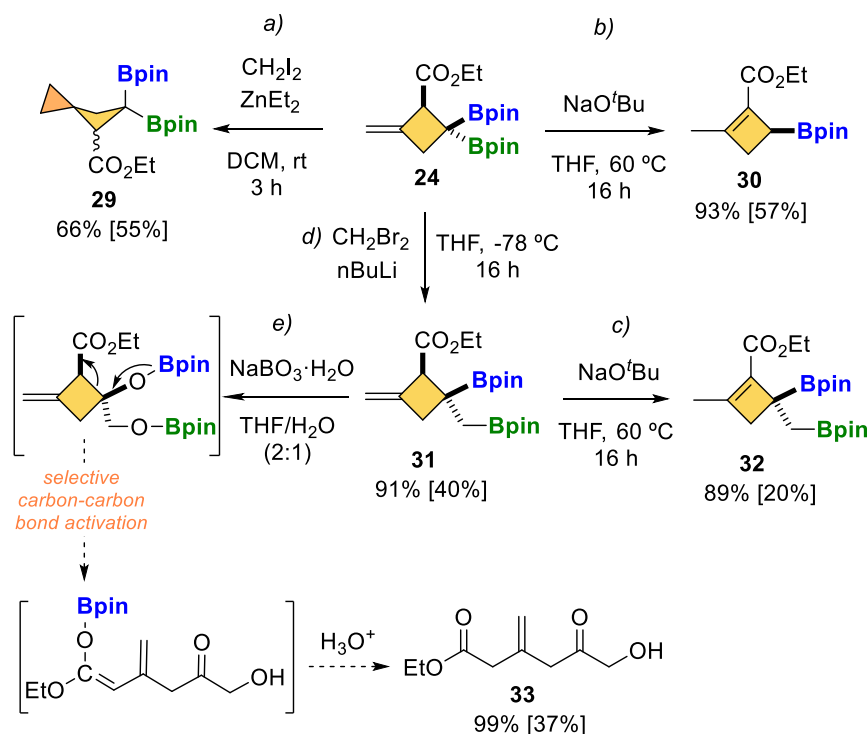


Figure 1. Free-energy profile (kcal·mol⁻¹) for the Cu-catalyzed borylcupration with concomitant ring closing.

Scheme 8. Transformation of Alkylidene *gem*-Diborylcyclobutane **24**^a



^aGeneral conditions for 0.2 mmol of **24**: a) ZnEt₂ (0.4 mmol), CH₂I₂ (0.6 mmol), DCM (2 mL); b,c) NaO^tBu (0.3 mmol), THF (0.5 mL); d) nBuLi (0.5 mmol), DCM (0.6 mL); e) NaBO₃·H₂O (0.3 mmol), THF (2 mL).

of the ⁻O^tBu base to the Bpin moiety *cis* to the ester is disfavored by 1–2 kcal·mol⁻¹ due to the steric repulsion between the ^tBu and the ester groups (Figure S8). Subsequent treatment of **31** with NaO^tBu, as a base, proved to be efficient for isomerization of the exocyclic double bond, but the primary

boronic ester remained unaltered, isolating product **32** in moderate yield (Scheme 8c).

Finally, we conducted the oxidation of the homologated compound **31**, and whereas the primary boronic ester was oxidized toward the corresponding alcohol, the tertiary boronic ester underwent a regioselective ring-opening reaction to

provide the versatile boryl homoenolate that was eventually stabilized as the polyfunctionalized compound **33** (Scheme 8e). The oxidation of strained substrates with concomitant carbon–carbon bond cleavage may be difficult to control,^{26,27} but we hypothesized that the ester group could facilitate this regioselective ring opening.

CONCLUSIONS

In summary, we have developed a chemoselective borylcupration of borylated (*Z*)-skipped dienoates, according to 3,3-di(pinacol)borylalkenoates and opening an electrophilic trapping platform with H⁺, D⁺, alkyl-, benzyl- or allyl halides, and isocyanates for α -functionalized products. Interestingly, for skipped dienoates containing C–Br bonds, the Cu-catalyzed borylcupration conducts a concomitant ring closing sequence toward alkylidene *gem*-diborylcyclobutane scaffolds. The reaction mechanism for the formation of *gem*-diborylcyclobutanes derived from DFT calculations indicates that the selective borylcupration is governed by the electronic features of the alkene substituents. Then, the copper catalyzes the intramolecular cross-coupling of secondary alkylcopper with haloalkenyl moieties, with concomitant ring closing and generation of exocyclic double bonds. The ring closing is assisted by a potassium cation and depends on the nature of the halogen as a leaving group. The postfunctionalization of *gem*-diborylcyclobutane scaffolds demonstrates the influence of the ester to protect the Bpin moiety in *cis* configuration, allowing the *trans* Bpin moiety to be homologated or deborylated.

METHODS

General Procedure for Cu-Catalyzed Borylcupration–Protonation. In a flamed Schlenk-tube equipped with a magnetic stir bar, CuCl (1.98 mg, 10 mol %, 0.02 mmol), diboron reagent (60.9 mg, 1.2 equiv, 0.24 mmol), and Xantphos (277.6 mg, 10 mol %, 0.02 mmol) were placed. The vial was evacuated and backfilled with nitrogen, and THF (1 mL) was added. Next, KO^tBu (26.9 mg, 1.2 equiv, 0.24 mmol) in THF (1 mL) was poured in the vial through the rubber septum. Then, the borylated (*Z*)-skipped dienoate **2** (1 equiv, 0.2 mmol) in THF (1 mL) was added dropwise at 30 °C. After the reaction was completed, the reaction mixture was filtered over Celite. The solvents were evaporated at the rotatory evaporator and the crude was purified by silica gel chromatography to obtain the desired product **3** in 83% isolated yield (46 mg).

General Procedure for Cu-Catalyzed Borylcupration–Protonation–Electrophilic Trapping with Alkyl or Allyl Halides. In a flamed Schlenk-tube equipped with a magnetic stir bar, CuCl (1.98 mg, 10 mol %, 0.02 mmol), diboron reagent (60.9 mg, 1.2 equiv, 0.24 mmol), and Xantphos (277.6 mg, 10 mol %, 0.02 mmol) were placed. The vial was evacuated and backfilled with nitrogen, and THF (1 mL) was added. Next, KO^tBu (26.9 mg, 1.2 equiv, 0.24 mmol) in THF (1 mL) was poured in the vial through the rubber septum. Then, borylated (*Z*)-skipped dienoate **2** (1 equiv, 0.2 mmol) in THF (1 mL) was added dropwise. After being stirred at 30 °C for 16 h, the corresponding alkyl or allyl halide (4 equiv) was added into the reaction at 60 °C for 5 h. After the reaction was completed, the reaction mixture was filtered over Celite. The solvents were evaporated at the rotatory evaporator, and the

crude was purified by silica gel chromatography to obtain the desired product.

Synthesis of Compound 24. In a flamed Schlenk-tube equipped with a magnetic stir bar, CuCl (1.98 mg, 10 mol %, 0.02 mmol), diboron reagent (60.9 mg, 1.2 equiv, 0.24 mmol), and PnBu₃ (10 mL, 20 mol %, 0.04 mmol) were placed. The vial was evacuated and backfilled with nitrogen, and THF (1 mL) was added. Next, KO^tBu (26.9 mg, 1.2 equiv, 0.24 mmol) in THF (1 mL) was poured in the vial through the rubber septum. Then, the borylated (*Z*)-skipped dienoate (1 equiv, 0.2 mmol) in THF (1 mL) was added dropwise at 60 °C. After the reaction was completed, the reaction mixture was filtered over Celite. The solvents were evaporated at the rotatory evaporator, and the crude product was purified by silica gel chromatography to obtain the desired product **24** in 42% isolated yield (55 mg).

Synthesis of Compound 29. We followed the general procedure for Simmons–Smith cyclopropanation reactions. To a solution of product **24** (78 mg, 0.2 mmol, 1.0 equiv) in anhydrous DCM (2.0 mL, 0.1 M) was added ZnEt₂ (1.0 M in hexane, 0.4 mL, 0.4 mmol, 2.0 equiv) at 0 °C. After stirring for 10 min, CH₂I₂ (161 mg, 0.6 mmol, 3.0 equiv) was added. The mixture was stirred at room temperature, and a white precipitate was gradually generated. After 3 h, the mixture was quenched with saturated aqueous NH₄Cl (8 mL) and extracted with EtOAc (3 × 10 mL). The combined organic layers were dried with Na₂SO₄, filtered through Celite, and concentrated in vacuo. The residue was purified by flash column chromatography on silica gel to give the corresponding product **29** in a 55% isolated yield (39 mg).

Synthesis of Compound 30. A Schlenk-tube equipped with a magnetic stir bar was charged with NaO^tBu (28.83 mg, 3 equiv, 0.3 mmol), product **24** (39.2 mg, 1 equiv, 0.1 mmol), and THF (0.5 mL). The Schlenk-tube was closed with a Teflon cap, and the reaction was stirred for 16 h at 60 °C (oil bath). After the reaction was complete, the reaction mixture was filtered over Celite. The solvents were evaporated at the rotatory evaporator, and the crude product was purified by silica gel chromatography to obtain the desired product **30** in 57% isolated yield (12 mg).

Synthesis of Compound 31. A Schlenk-tube equipped with a magnetic stir bar was evacuated and backfilled with N₂ three times. Then, it was charged with product **24** (78.42 mg, 0.2 mmol, 1.00 equiv) in THF (2.00 mL), dibromomethane (50 μ L, 0.64 mmol, 3.2 equiv) was added sequentially via a syringe, and the mixture was cooled to –78 °C in a dry ice/acetone bath. *n*-butyllithium (0.2 mL, 2.5 M in hexanes, 0.5 mmol, 2.5 equiv) was added dropwise via a syringe over 2 min. The reaction was stirred at 78 °C for 1 h and then placed in the freezer at –20 °C for 24 h without stirring. The reaction mixture was warmed to room temperature and quenched with H₂O (10 mL). The layers were separated, and the aqueous layer was extracted with ethyl acetate (3 × 10 mL); the combined organic layers were dried over MgSO₄, filtered over Celite. The solvents were evaporated at the rotatory evaporator, and the crude product was purified by silica gel chromatography to obtain the desired product **31** in 40% isolated yield (32 mg).

Synthesis of Compound 33. In an opened-air flask, charged with a magnetic stir bar, the alkylidene cyclobutane **31** (40.61 mg, 0.1 mmol, 1 equiv), NaBO₃·H₂O (0.3 mmol, 3 equiv), THF (2 mL), and distilled water (1 mL) were added. The reaction was closed with a septum with a needle to avoid

overpressure and was stirred for 16 h at room temperature. After this period of time, the mixture was extracted with Et₂O (3 × 15 mL), the organic layer was dried with anhydrous magnesium sulfate and filtered, and the solvents were evaporated. The crude residue was purified by silica gel chromatography to obtain product **33** in a 37% isolated yield (3 mg).

■ ASSOCIATED CONTENT

SI Supporting Information

The Supporting Information is available free of charge at <https://pubs.acs.org/doi/10.1021/acscatal.5c02260>.

(PDF)

■ AUTHOR INFORMATION

Corresponding Authors

Jorge J. Carbó – Faculty of Chemistry, University Rovira i Virgili, 43007 Tarragona, Spain; orcid.org/0000-0002-3945-6721; Email: j.carbo@urv.cat

Maria Méndez – Integrated Drug Discovery, Industriepark Höchst, Sanofi R&D, 65926 Frankfurt am Main, Germany; orcid.org/0000-0002-6832-2714; Email: Maria.MendezPerez@sanofi.com

Elena Fernández – Faculty of Chemistry, University Rovira i Virgili, 43007 Tarragona, Spain; orcid.org/0000-0001-9025-1791; Email: mariaelena.fernandez@urv.cat

Authors

Mireia Pujol – Faculty of Chemistry, University Rovira i Virgili, 43007 Tarragona, Spain

Gerard Bru – Faculty of Chemistry, University Rovira i Virgili, 43007 Tarragona, Spain

Taras Mazuryk – Faculty of Chemistry, University Rovira i Virgili, 43007 Tarragona, Spain

Anika Tarasewicz – Integrated Drug Discovery, Industriepark Höchst, Sanofi R&D, 65926 Frankfurt am Main, Germany

Complete contact information is available at: <https://pubs.acs.org/doi/10.1021/acscatal.5c02260>

Author Contributions

The manuscript was written through contributions of all authors.

Notes

Maria Méndez and Anika Tarasewicz are Sanofi employees and may hold shares and/or stock options in the company. Elena Fernández, Jordi Carbó, Gerard Bru, Taras Mazuryk, and Mireia Pujol have nothing to disclose.

The authors declare no competing financial interest.

■ ACKNOWLEDGMENTS

We thank Ministerio de Economía y Competitividad and Fondo Europeo de Desarrollo Regional FEDER through project PID2022-141693NB-I00 and Sanofi for the Project FURV-T23029S. G. B., T.M., and J. J. C. thank grant PID2021-128128NB-I00 funded by MINECO/AEI/10.13039/501100011033 and by “ERDF A way of making Europe” and the Generalitat de Catalunya (2021SGR00110).

■ REFERENCES

(1) Lovering, F. Escape from Flatland 2: complexity and promiscuity. *MedChemComm* **2013**, *4*, 515–519.

(2) Bauer, M. R.; Di Fruscia, P.; Lucas, S. C. C.; Michaelides, I. N.; Nelson, J. E.; Storer, R. I.; Whitehurst, B. C. Put a ring on it: application of small aliphatic rings in medicinal chemistry. *RSC Med. Chem.* **2021**, *12*, 448–471.

(3) (a) Iwamoto, H.; Ozawa, Y.; Hayashi, Y.; Imamoto, T.; Ito, H. Conformationally fixed chiral bisphosphine ligands by steric modulators on the ligand backbone: selective synthesis of strained 1,2-disubstituted chiral *cis*-cyclopropanes. *J. Am. Chem. Soc.* **2022**, *144*, 10483–10494. (b) Augustin, A. U.; Di Silvio, S.; Marek, I. Borylated Cyclopropanes as Spring-Loaded Entities: Access to Vicinal Tertiary and Quaternary Carbon Stereocenters in Acyclic Systems. *J. Am. Chem. Soc.* **2022**, *144*, 16298–16302. (c) Shi, Y.; Yang, Y.; Xu, S. Iridium-catalyzed enantioselective C(sp³)-H Borylation of amino-cyclopropanes. *Angew. Chem., Int. Ed.* **2022**, *61*, No. e202201463. (d) Mali, M.; Sharma, G. V. M.; Ghosh, S.; Roisnel, T.; Carboni, B.; Berrée, F. Simmons-Smith cyclopropanation of alkenyl 1,2-bis-(boronates): stereoselective access to functionalized cyclopropyl derivatives. *J. Org. Chem.* **2022**, *87*, 7649–7657. (e) Neouchy, Z.; Hullaert, J.; Verhoeven, J.; Meerpoel, L.; Thuring, J.-W.; Verniest, G.; Winne, J. Synthesis of cyclopropylpinacolboronic esters from dibromo cyclopropanes. *Synlett* **2022**, *33*, 759–766. (f) Gutiérrez-Bonet, A.; Popov, S.; Emmert, M. H.; Hughes, J. M. E.; Nolting, A. F.; Rucolo, S.; Wang, Y. Asymmetric synthesis of tertiary and secondary cyclopropylboronates via cyclopropanation of enantio enriched alkenyl boronicesters. *Org. Lett.* **2022**, *24*, 3455–3460. (g) Wu, F.-P.; Luo, X.; Radius, U.; Marder, T. B.; Wu, X.-F. Copper-catalyzed synthesis of stereo defined cyclopropyl bis(boronates) from alkenes with CO as the C1 source. *J. Am. Chem. Soc.* **2020**, *142*, 14074–14079. (h) Gregson, C. H. U.; Ganesh, V.; Aggarwal, V. K. Strain release of donor-acceptor cyclopropyl boronate complexes. *Org. Lett.* **2019**, *21*, 3412–3416. (i) Edwards, A.; Rubina, M.; Rubin, M. Directed Rh^I-Catalyzed Asymmetric Hydroboration of Prochiral 1-Arylcycloprop-2-Ene-1-Carboxylic Acid Derivatives. *Chem. - Eur. J.* **2018**, *24*, 1394–1403. (j) Benoit, G.; Charette, A. B. Diastereoselective borocyclopropanation of allylic ethers using a boromethylzinc carbenoid. *J. Am. Chem. Soc.* **2017**, *139*, 1364–1367. (k) Tian, B.; Liu, Q.; Tong, X.; Tian, P.; Lin, G.-Q. Copper(I)-catalyzed enantioselective hydroboration of cyclopropenes: facile synthesis of optically active cyclopropylboronates. *Org. Chem. Front.* **2014**, *1*, 1116–1122. (l) Parra, A.; Ameno's, L.; Guisán-Ceinos, M.; López, A.; García Ruano, J. L.; Tortosa, M. Copper-catalyzed diastereo- and enantioselective desymmetrization of cyclopropenes: synthesis of cycl propylboronates. *J. Am. Chem. Soc.* **2014**, *136*, 15833–15836. (m) Zhong, C.; Kunii, S.; Kosaka, Y.; Sawamura, M.; Ito, H. Enantioselective synthesis of trans-aryl and -heteroaryl-substituted cyclopropylboronates by copper(I)-catalyzed reactions of allylic phosphates with a diboron derivative. *J. Am. Chem. Soc.* **2010**, *132*, 11440–11442. (n) Ito, H.; Kosaka, Y.; Nonoyama, K.; Sasaki, Y.; Sawamura, M. Synthesis of optically active boron-silicon bifunctional cyclopropane derivatives through enantioselective copper(I)-catalyzed reaction of allylic carbonates with a diboron derivative. *Angew. Chem., Int. Ed.* **2008**, *47*, 7424–7427. (o) Rubina, M.; Rubin, M.; Gevorgyan, V. Catalytic enantioselective hydroboration of cyclopropenes. *J. Am. Chem. Soc.* **2003**, *125*, 7198–7199.

(4) (a) Prysiazniuk, K.; Polishchuk, O.; Shulha, S.; Gudzikevych, K.; Datsenko, O. P.; Kubyshkin, V.; Mykhailiuk, P.-K. Borylated cyclobutanes via thermal [2 + 2]-cycloaddition. *Chem. Sci.* **2024**, *15*, 3249. (b) McDonald, T. R.; Rousseaux, S. A. L. Synthesis of 3-borylated cyclobutanols from epihalohydrins or epoxy alcohol derivatives. *Chem. Sci.* **2023**, *14*, 963–969. (c) Gao, Q.; Xu, S. Site- and Stereoselective C(sp³)-H Borylation of Strained (Hetero)-Cycloalkanes Enabled by Iridium Catalysis. *Angew. Chem., Int. Ed.* **2023**, *62*, No. e202218025. (d) Michalland, J.; Casaretto, N.; Zard, S. Z. A Modular Access to 1,2- and 1,3-Disubstituted Cyclobutylboronic Esters by Consecutive Radical Additions. *Angew. Chem., Int. Ed.* **2022**, *61*, No. e202113333. (e) Cui, M.; Zhao, Z.-Y.; Oestreich, M. Boosting the Enantioselectivity of Conjugate Borylation of α,β -Disubstituted Cyclobutenones with Monooxides of Chiral C2-Symmetric Bis-(phosphine) Ligands. *Chem. - Eur. J.* **2022**, *28*, No. e202202163.

- (f) Chen, X.; Chen, L.; Zhao, H.; Gao, Q.; Shen, Z.; Xu, S. Iridium-Catalyzed Enantioselective C(sp³)-H Borylation of Cyclobutenes. *Chin. J. Chem.* **2020**, *38*, 1533–1537. (g) Hari, D. P.; Abell, J. C.; Fasano, V.; Aggarwal, V. K. Ring-Expansion Induced 1,2-Metalate Rearrangements: Highly Diastereoselective Synthesis of Cyclobutyl Boronic Esters. *J. Am. Chem. Soc.* **2020**, *142*, 5515–5520. (h) Fawcett, A.; Biberger, T.; Aggarwal, V. K. Carbopalladation of C–C σ -Bonds Enabled by Strained Boronate Complexes. *Nat. Chem.* **2019**, *11*, 117–122. (i) Giustra, Z. X.; Yang, X.; Chen, M.; Bettinger, H. F.; Liu, S.-Y. Accessing 1,2-Substituted Cyclobutenes Through 1,2-Azaborine Photoisomerization. *Angew. Chem., Int. Ed.* **2019**, *58*, 18918–18922. (j) Silvi, M.; Aggarwal, V. K. Radical Addition to Strained σ -Bonds Enables the Stereocontrolled Synthesis of Cyclobutyl Boronic Esters. *J. Am. Chem. Soc.* **2019**, *141*, 9511–9515. (k) Clement, H. A.; Boghi, M.; McDonald, R. M.; Bernier, L.; Coe, J. W.; Farrell, W.; Helal, C. J.; Reese, M. R.; Sach, N. W.; Lee, J. C.; Hall, D. G. High-Throughput Ligand Screening Enables the Enantioselective Conjugate Borylation of Cyclobutenones to Access Synthetically Versatile Tertiary Cyclobutylboronates. *Angew. Chem., Int. Ed.* **2019**, *58*, 18405–18409. (l) He, J.; Shao, Q.; Wu, Q.; Yu, J.-Q. Pd(II)-Catalyzed Enantioselective C(sp³)-H Borylation. *J. Am. Chem. Soc.* **2017**, *139*, 3344–3347. (m) Guisan-Ceinos, M.; Parra, A.; Martin-Heras, V.; Tortosa, M. Enantioselective Synthesis of Cyclobutylboronates via a Copper-Catalyzed Desymmetrization Approach. *Angew. Chem., Int. Ed.* **2016**, *55*, 6969–6972. (n) Miralles, N.; Alam, R.; Szabó, K. J.; Fernández, E. Transition metal-free borylation of allylic and propargylic alcohols. *Angew. Chem., Int. Ed.* **2016**, *55*, 4303–4306. (o) Murakami, R.; Tsunoda, K.; Iwai, T.; Sawamura, M. Stereoselective C-H Borylations of Cyclopropanes and Cyclobutenes with Silica-Supported Monophosphane-Ir Catalysts. *Chem. - Eur. J.* **2014**, *20*, 13127–13131.
- (5) Whyte, A.; Torelli, A.; Mirabi, B.; Zhang, A.; Lautens, M. Copper-Catalyzed Borylative Difunctionalization of π -Systems. *ACS Catal.* **2020**, *10*, 11578–11622.
- (6) Dominguez-Molano, P.; Weeks, R.; Maza, R. J.; Carbó, J. J.; Fernández, E. Boron-Copper 1,3-Rearrangement: the New Concept Behind the Boryl Migration from C(sp²) in Alkenyl Boranes to C(sp³). *Angew. Chem., Int. Ed.* **2023**, *62*, No. e202304791.
- (7) (a) Brandi, A.; Cicchi, S.; Cordero, F. M.; Goti, A. Progress in the Synthesis and Transformations of Alkylidenecyclopropanes and Alkylidenecyclobutane. *Chem. Rev.* **2014**, *114*, 7317–7420. (b) McMorris, T. C.; Lira, R.; Gantzel, P. K.; Kelner, M. J.; Dawe, R. J. Sesquiterpenes from the Basidiomycete *Omphalotus illudens*. *J. Nat. Prod.* **2000**, *63*, 1557–1559. (c) Wang, F.; Yu, S.; Li, X. Transition metal-catalyzed couplings between arenes and strained or reactive rings: combination of C-H activation and ring scission. *Chem. Soc. Rev.* **2016**, *45*, 6462–6477.
- (8) (a) Maza, R. J.; Royes, J.; Carbó, J. J.; Fernández, E. Consecutive borylcupration/C–C coupling of γ -alkenyl aldehydes towards diastereoselective 2-(borylmethyl)cycloalkanol. *Chem. Commun.* **2020**, *56*, 5973–5976. (b) Whyte, A.; Mirabi, B.; Torelli, A.; Prieto, L.; Bajohr, J.; Lautens, M. Asymmetric Synthesis of Boryl-Functionalized Cyclobutanols. *ACS Catal.* **2019**, *9*, 9253–9258. (c) Royes, J.; Ni, S.; Farre, A.; La Cascia, E.; Carbó, J. J.; Cuenca, A. B.; Maseras, F.; Fernández, E. Copper-Catalyzed Borylative Ring Closing C-C Coupling toward Spiro- and Dispiroheterocycles. *ACS Catal.* **2018**, *8*, 2833–2838. (d) Yamamoto, E.; Kojima, R.; Kubota, K.; Ito, H. Copper(I)-Catalyzed Diastereoselective Borylative *Exo*-Cyclization of Alkenyl Aryl Ketones. *Synlett* **2016**, *27*, 272–276. (e) Kubota, K.; Yamamoto, E.; Ito, H. Copper(I)-Catalyzed Borylative *exo*-Cyclization of Alkenyl Halides Containing Unactivated Double Bond. *J. Am. Chem. Soc.* **2013**, *135*, 2635–2640.
- (9) (a) Silvi, E.; Wei, W. J.; Johansson, M. J.; Himo, F.; Mendoza, A. Uncatalyzed Diboron Activation by a Strained Hydrocarbon: Experimental and Theoretical Study of [1.1.1]Propellane Diborylation. *Chem. - Eur. J.* **2024**, *30*, No. e202402152. (b) Shen, H.-Ch.; Popescu, M. V.; Wang, Z.-Sh.; de Lescure, L.; Noble, A.; Paton, R. S.; Aggarwal, V. K. Iridium-Catalyzed Asymmetric Difunctionalization of C–C σ -Bonds Enabled by Ring-Strained Boronate Complexes. *J. Am. Chem. Soc.* **2023**, *145*, 16508–16516. (c) Hanania, N.; Eghbarieh, N.; Masarwa, A. PolyBorylated Alkenes as Energy-Transfer Reactive Groups: Access to Multi-Borylated Cyclobutenes Combined with Hydrogen Atom Transfer Event. *Angew. Chem., Int. Ed.* **2024**, *63*, No. e202405898. (d) Fang, H.; García-Eguizábal, A.; Hsueh, Y.-J.; Daniliuc, C. G.; Funes-Ardoiz, I.; Molloy, J. J. Energy Transfer (EnT) Catalysis of Non-Symmetrical Borylated Dienes: Origin of Reaction Selectivity in Competing EnT Processes. *Angew. Chem., Int. Ed.* **2025**, *64*, No. e202418651.
- (10) (a) Salvado, O.; Dominguez-Molano, P.; Fernández, E. Stereoselective Cyclopropanation of 1,1-Diborylalkenes via Palladium-Catalyzed (Trimethylsilyl)diazomethane Insertion. *Org. Lett.* **2022**, *24*, 4949–4953. (b) Harris, M. R.; Wisniewska, H. M.; Jiao, W.; Wang, X.; Bradow, J. N. A Modular Approach to the Synthesis of gem-Disubstituted Cyclopropanes. *Org. Lett.* **2018**, *20*, 2867–2871. (c) Hong, K.; Liu, X.; Morken, J. P. Simple Access to Elusive α -Boryl Carbanions and Their Alkylation: An Umpolung Construction for Organic Synthesis. *J. Am. Chem. Soc.* **2014**, *136*, 10581–10585. (d) Shimizu, M.; Schelper, M.; Nagao, I.; Shimono, K.; Kurahashi, T.; Hiyama, T. Synthesis and Applications of 1,1-Diborylated Cyclopropanes: Facile Route to 1,2-Diboryl-3-methylenecyclopentenes. *Chem. Lett.* **2006**, *35*, 1222–1227.
- (11) Kubota, K.; Ito, H. Advances in Organoboron Chemistry toward Organic Synthesis, Chapter 8. *Science of Synthesis*; Fernández, E., Ed.; Thieme, 2019.
- (12) Pujol, M.; Méndez, M.; Fernández, E. Stereoselective Control of the Cu Activation of β,β -Diboryl Acrylates for Allylic Coupling Protocols with Concomitant Lactonization. *Org. Lett.* **2024**, *26*, 2821–2826.
- (13) Dominguez-Molano, P.; Solé-Daura, A.; Carbó, J. J.; Fernández, E. Remote 1,4-Carbon-to-Carbon Boryl Migration: From a Mechanistic Challenge to a Valuable Synthetic Application of Bicycles. *Adv. Sci.* **2024**, *11*, 2309779.
- (14) (a) Miralles, N.; Maza, R. J.; Fernández, E. Synthesis and Reactivity of 1,1-Diborylalkanes towards C–C Bond Formation and Related Mechanisms. *Adv. Synth. Catal.* **2018**, *360*, 1306–1327. (b) Wang, J.; Wu, Ch. Geminal bis(boron) compounds: Their preparation and synthetic applications. *Tetrahedron Lett.* **2018**, *59*, 2128–2140. (c) Nallagonda, R.; Padala, K.; Masarwa, A. gem-Diborylalkanes: recent advances in their preparation, transformation and application. *Org. Biomol. Chem.* **2018**, *16*, 1050–1064. (d) Jo, W.; Lee, J. H.; Cho, S. H. Advances in transition metal-free deborylative transformations of gem-diborylalkanes. *Chem. Commun.* **2021**, *57*, 4346–4353. (e) Lee, Y.; Han, S.; Cho, S. H. Catalytic Chemo- and Enantioselective Transformations of gem-Diborylalkanes and (Diborylmethyl)metallic Species. *Acc. Chem. Res.* **2021**, *54*, 3917–3929.
- (15) (a) Lee, J. C. H.; McDonald, R.; Hall, D. G. Enantioselective preparation and chemoselective cross-coupling of 1,1-diboron compounds. *Nat. Chem.* **2011**, *3*, 894–899. (b) Netsu, Y.; Tsukada, N. Synthesis of Internal gem-Diborylalkanes by Copper-Catalyzed Double Hydroboration of Conjugated Internal Alkynes. *Lett. Org. Chem.* **2017**, *14*, 243–247. (c) Gao, G.; Kuang, Z.; Song, Q. Functionalized geminal-diborylalkanes from various electron-deficient alkynes and B₂pin₂. *Org. Chem. Front.* **2018**, *5*, 2249–2253.
- (16) Su, Z.; Feng, Y.; Zou, R.; Qiu, X.; Wang, J.; Tao, Ch. Copper-catalyzed borylamidation of vinyl arenes with isocyanates. *Chem. Commun.* **2020**, *56*, 7483–7486.
- (17) Zidan, A.; Garrec, J.; Cordier, M.; El-Naggar, A. M.; Abd El-Sattar, N. E. A.; Ali, A. K.; Hassan, M. A.; El Kaim, L. β -Lactam Synthesis through Diodomethane Addition to Amide Dianions. *Angew. Chem., Int. Ed.* **2017**, *56*, 12179–12183.
- (18) (a) Lee, W.; Polyak, D.; Xu, B.; Houk, K. N.; Krauss, I. J. A Mechanistic Switch from Homoallylation to Cyclopropylcarbylation of Aldehydes. *Org. Lett.* **2022**, *24*, 4660–4664. (b) Mendel, M.; Karl, T. M.; Hamm, J.; Kaldas, S. J.; Sperger, T.; Mondal, B.; Schoenebeck, F. Dynamic Stereomutation of Vinylcyclopropanes with metal-radicals. *Nature* **2024**, *631*, 80–86. (c) Whiting, A.; Fernández, E. Synthesis and Application of Organoboron Compounds. *Topics in*

Organometallic Chemistry; Springer International Publishing: Cham, 2015; Vol. 49.

(19) Calculations were performed with Gaussian16 using ω B97X-D functional. The basis set was 6-31g(d p) for C, O and H atoms; and lan12dz pseudopotentials supplemented with f and d shells for Cu, P, and Br. Free-energies were computed at a concentration of 1 M and a temperature of 298.15 K. The solvent effect of THF ($\epsilon=7.4257$) was evaluated by SMD continuum solvent model. See [Supporting Information](#) for references and full details.

(20) Pujol, M.; Maza, R. J.; Salvado, O.; Carbó, J. J.; Fernández, E. Site-Selective (*Z*)- α -Borylalkenyl Copper Systems for Nucleophilic Stereodefined Allylic Coupling. *Angew. Chem., Int. Ed.* **2022**, *61*, No. e202208495.

(21) (a) Dang, L.; Lin, Z.; Marder, T. B. DFT Studies on the Borylation of α,β -Unsaturated Carbonyl Compounds Catalyzed by Phosphine Copper(I) Boryl Complexes and Observations on the Interconversions between O- and C-Bound Enolates of Cu, B, and Si. *Organometallics* **2008**, *27*, 4443–4454. (b) Garcí'a-Lo'pez, D.; Cid, J.; Marque's, R.; Fernández, E.; Carbó, J. J. Quantitative Structure-Activity Relationships for the Nucleophilicity of Trivalent Boron Compounds. *Chem. - Eur. J.* **2017**, *23*, 5066–5075.

(22) Maza, R. J.; Fernández, E.; Carbó, J. J. Mapping the Electronic Structure and the Reactivity Trends for Stabilized α -Boryl Carbanions. *Chem. - Eur. J.* **2021**, *27*, 12352–12361.

(23) Kremsmair, A.; Skotnitzki, J.; Knochel, P. Diastereo- and Enantioselective Cross-Couplings of Secondary Alkylcopper Reagents with 3-Halogeno-Unsaturated Carbonyl Derivatives. *Chem. - Eur. J.* **2020**, *26*, 11971–11973.

(24) (a) Brandi, A.; Cicchi, S.; Cordero, F. M.; Goti, A. Progress in the Synthesis and Transformations of Alkylidenecyclopropanes and Alkylidenecyclobutanes. *Chem. Rev.* **2014**, *114*, 7317–7420. (b) Eissold, M.; Didier, D. Highly Diastereoselective Synthesis of Methylene-cyclobutanes by Merging Boron-Homologation and Boron-Allylation Strategies. *Angew. Chem., Int. Ed.* **2015**, *54*, 15884–15887.

(25) Furukawa, J.; Kawabata, N.; Nishimura, J. Synthesis of cyclopropanes by the reaction of olefins with dialkylzinc and methylene iodide. *Tetrahedron* **1968**, *24*, 53–58.

(26) (a) For recent reviews on C-C activation of small cycloalkanes, see: (a) Seiser, T.; Saget, T.; Tran, D. N.; Cramer, N. Cyclobutanes in Catalysis. *Angew. Chem., Int. Ed.* **2011**, *50*, 7740–7746. (b) Seiser, T.; Cramer, N. Enantioselective metal-catalyzed activation of strained rings. *Org. Biomol. Chem.* **2009**, *7*, 2835–2841. (c) Aissa, C. Transition-Metal-Catalyzed Rearrangements of Small Cycloalkanes: Regioselectivity Trends in β -Carbon Elimination Reactions. *Synthesis* **2011**, *2011*, 3389–3393.

(27) (a) Delaye, P. O.; Didier, D.; Marek, I. Diastereodivergent Carbometalation/Oxidation/Selective Ring Opening: Formation of All-Carbon Quaternary Stereogenic Centers in Acyclic Systems. *Angew. Chem., Int. Ed.* **2013**, *52*, 5333–5337. (b) Marek, I. Carbon-Carbon Bond Cleavage in Stereoselective Synthesis. *Chem. Rev.* **2021**, *121* (1), 1–2.



CAS BIOFINDER DISCOVERY PLATFORM™

CAS BIOFINDER HELPS YOU FIND YOUR NEXT BREAKTHROUGH FASTER

Navigate pathways, targets, and
diseases with precision

Explore CAS BioFinder

